



## **ANNUAL INFORMATION FORM**

**Year Ended May 4, 2024**

June 19, 2024

# TABLE OF CONTENTS

FORWARD-LOOKING INFORMATION .....	1
CORPORATE STRUCTURE .....	3
Name and Incorporation .....	3
Intercorporate Relationships .....	3
DESCRIPTION OF THE BUSINESS .....	4
Food Retailing .....	4
Investments and Other Operations .....	7
Environmental, Social and Governance .....	7
Other Information .....	9
GENERAL DEVELOPMENT OF THE BUSINESS .....	10
Focus on Food Retailing .....	10
Investments and Other Operations .....	13
Significant Acquisitions .....	15
RISK MANAGEMENT .....	16
DIVIDENDS .....	23
CAPITAL STRUCTURE .....	24
Share Capital .....	24
Long-Term Debt .....	27
Credit Ratings (Canadian Standards) .....	28
MARKET FOR SECURITIES .....	29
SELECTED CONSOLIDATED FINANCIAL INFORMATION .....	29
DIRECTORS AND OFFICERS .....	31
Directors .....	31
Executive Officers Who Are Not Directors .....	31
Other Proceedings .....	33
Conflict of Interest .....	33
TRANSFER AGENT AND REGISTRAR .....	33
AUDIT COMMITTEE INFORMATION .....	34
MATERIAL CONTRACTS .....	36
LEGAL PROCEEDINGS AND REGULATORY ACTIONS .....	36
INTEREST OF EXPERTS .....	36
ADDITIONAL INFORMATION .....	36
APPENDIX A .....	38
APPENDIX B .....	41

All disclosure for Empire Company Limited and its subsidiaries (“Empire” or the “Company”), including wholly-owned Sobeys Inc. (“Sobeys”) is as of fiscal year end, May 4, 2024, unless otherwise indicated.

## FORWARD-LOOKING INFORMATION

This Annual Information Form (“AIF”) contains forward-looking statements which are presented for the purpose of assisting the reader to contextualize the Company’s financial position and understand management’s expectations regarding the Company’s strategic priorities, objectives and plans. These forward-looking statements may not be appropriate for other purposes. Forward-looking statements are identified by words or phrases such as “anticipates”, “expects”, “believes”, “estimates”, “intends”, “could”, “may”, “plans”, “predicts”, “projects”, “will”, “would”, “foresees” and other similar expressions or the negative of these terms.

These forward-looking statements include, but are not limited to, the following items:

- The Company’s aim to increase total adjusted earnings per share (“EPS”) through net earnings, growth, and share repurchases, as well as its intention to continue improving sales, gross margin (excluding fuel) and adjusted earnings before interest, taxes, depreciation, and amortization (“EBITDA”) margin, all of which could be impacted by several factors including a prolonged unfavourable macro-economic environment and unforeseen business challenges, as well as the factors identified in the “Risk Management” section of this AIF;
- The Company’s plan to invest capital in its network in fiscal 2025, including store expansions and renovations and renovate approximately 20% to 25% of the network between fiscal 2024 and fiscal 2026 which could be impacted by cost of materials, availability of contractors, operating results, and other macro-economic impacts;
- The Company’s expectation that it will continue its e-commerce expansion with Voilà, and that actions are expected to have a significant, positive impact on Voilà’s profitability in fiscal 2025 and 2026, which may be impacted by future operating and capital costs, customer response and the performance of its technology provider, Ocado Group plc (“Ocado”);
- The Company’s expectation that the *Scene+* program will accelerate engagement by focusing on scaling personalization, which may be impacted by customer response, *Scene+* app usage and the pace at which personalized offers are rolled out;
- The Company’s expectation that it will continue to focus on driving efficiency and cost effectiveness initiatives which could be impacted by supplier relationships, labour relations, the macro-economic impacts;
- The Company’s expectation that it will meet targeted growth of FreshCo, which may be impacted by customer response, availability of contractors, operating results, and other macro-economic impacts;
- The Company’s plans to further grow and enhance the Own Brand portfolio, which may be impacted by future operating costs and customer response;
- The Company’s expectation of the impacts of cost inflationary pressures, which may be impacted by supplier relationships and negotiations and the macro-economic environment;
- The Company’s expectations regarding the amount and timing of expenses relating to the completion of any future Customer Fulfilment Centres (“CFCs”), which may be impacted by supply of materials and equipment, construction schedules and capacity of construction contractors;
- The Company’s expected contributions to its registered defined benefit plans, which could be impacted by fluctuations in capital markets;
- The Company’s plans to purchase for cancellation Non-Voting Class A shares (“Class A shares”) under the normal course issuer bid, which may be impacted by market and macro-economic conditions, availability of sellers, changes in laws and regulations, and the results of operations.

By its nature, forward-looking information requires the Company to make assumptions and is subject to inherent risks, uncertainties and other factors which may cause actual results to differ materially from forward-looking statements made. For more information on risks, uncertainties and assumptions that may impact the Company's forward-looking statements, please refer to the Company's materials filed with the Canadian securities regulatory authorities, including the "Risk Management" section of this AIF.

Although the Company believes the predictions, forecasts, expectations or conclusions reflected in the forward-looking information are reasonable, it can provide no assurance that such matters will prove correct. Readers are urged to consider the risks, uncertainties and assumptions carefully in evaluating the forward-looking information and are cautioned not to place undue reliance on such forward-looking information. The forward-looking information in this document reflects the Company's current expectations and is subject to change. The Company does not undertake to update any forward-looking statements that may be made by or on behalf of the Company other than as required by applicable securities laws.

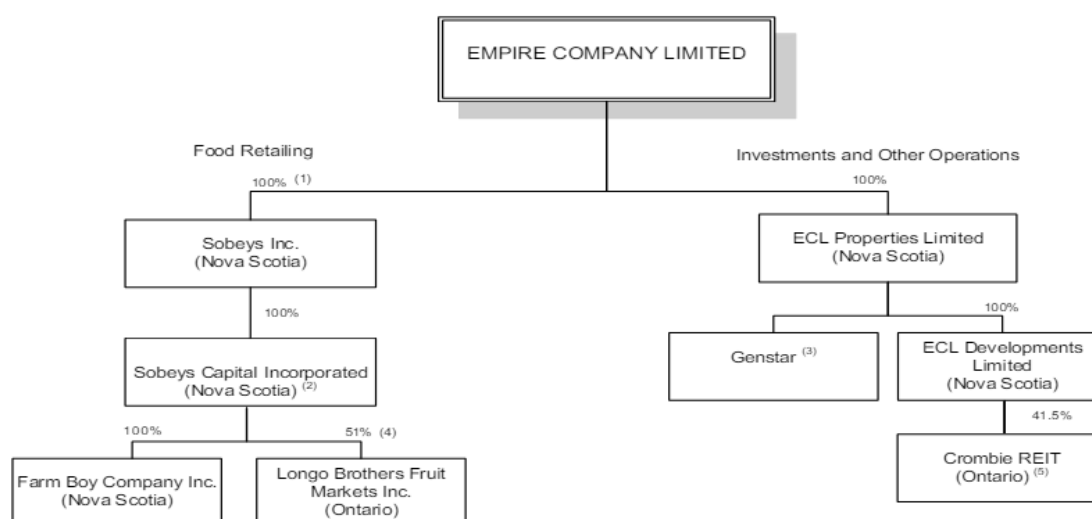
# CORPORATE STRUCTURE

## Name and Incorporation

Empire Company Limited was created by amalgamation under the *Companies Act* (Nova Scotia) on January 31, 1973. Predecessors of Empire had been carrying on business since 1907. Empire's head office and registered office is located at 115 King Street, Stellarton, Nova Scotia. In this AIF, "Empire" or the "Company" is used to refer collectively to Empire Company Limited and all of its subsidiaries, except where the context requires otherwise.

## Intercorporate Relationships

The following chart shows the names of the principal subsidiaries of Empire, their respective jurisdictions of incorporation, and the percentages of voting and non-voting securities owned by Empire as of May 4, 2024.



### Notes:

- (1) Empire owns 19.7% of Sobeys Inc. directly and the balance (80.3%) indirectly through its subsidiaries Emplink Investments Limited (Nova Scotia) and Empsafe Investments Limited (Nova Scotia).
- (2) Includes 100% interest in Sobeys Developments Limited Partnership (Nova Scotia limited partnership), directly as the general partner and indirectly through Sobeys Land Holdings Limited (Nova Scotia) as the sole limited partner.
- (3) ECL Properties Limited indirectly holds a 40.7% equity accounted interest in Genstar Development Partnership (Alberta), a 48.6% equity accounted interest in Genstar Development Partnership #2 (Alberta), a 39.0% equity accounted interest in GDC Investments 4, L.P. (Georgia), a 39.0% equity accounted interest in GDC Investments 7, L.P. (Georgia), a 37.1% equity accounted interest in GDC Investments 8, L.P. (Delaware), and a 49.0% equity accounted interest in The Fraipont Partnership (Alberta), (collectively referred to as "Genstar").
- (4) Indirect ownership through a wholly-owned subsidiary.
- (5) Empire indirectly owns 909,090 Crombie Real Estate Investment Trust ("Crombie REIT") Units and 74,571,305 Class B Limited Partnership Units of Crombie Limited Partnership (Nova Scotia) which are exchangeable into and equivalent to units of Crombie REIT, which together represented a 41.5% indirect ownership interest in Crombie REIT as of May 4, 2024 (41.5% on a fully diluted basis). A Special Voting Unit of Crombie REIT is attached to each Class B Limited Partnership Unit.

## DESCRIPTION OF THE BUSINESS

Empire Company Limited (TSX: EMP.A) is a Canadian company headquartered in Stellarton, Nova Scotia with approximately \$30.5 billion in annual sales and \$16.5 billion in assets. Empire and its subsidiaries, franchisees and affiliates employ approximately 128,000 people.

The Company's financial results are segmented into two separate reportable segments: food retailing, through wholly-owned Sobeys, and investments and other operations.

### Food Retailing

Empire's food retailing segment is carried out through Sobeys Inc. ("Sobeys"), a wholly-owned subsidiary. Proudly Canadian, with headquarters in Stellarton, Nova Scotia, Sobeys has been serving the food shopping needs of Canadians since 1907. Sobeys owns, affiliates or franchises more than 1,600 stores in all 10 provinces, and operates and/or supplies more than 350 retail fuel locations. A description of the geographic locations and banners of Sobeys' retail stores, including the number of franchised and corporate stores, is provided in the attached Appendix A.

### Well Established, Differentiated Stores and Retail Banners

Sobeys will continue to go to market primarily through distinct food store formats enabling Sobeys to better tailor its offering to the various customer segments it serves. Sobeys' goal is to satisfy its shoppers' requirements for food and related merchandise, while thrilling customers, resulting in higher sales and profit per square foot. Sobeys remains focused on improving the product, service and merchandising offering within each format by expanding and renovating its current store base. In addition to its focus on the store network, the Company will focus on digital and data by continuing e-commerce growth through its grocery e-commerce platform to Canadians through its Voilà online grocery home delivery and curbside pickup services, expand its loyalty program through *Scene+*, and invest in personalization, space productivity and promotional optimization within its network.

### Related Businesses

The Company's other operating businesses include pharmacy, fuel and convenience, liquor and wholesale.

#### *Pharmacy*

The National Pharmacy Group operates under the in-store pharmacy banners – Sobeys Pharmacy, Safeway Pharmacy, Thrifty Foods Pharmacy, FreshCo Pharmacy, and Foodland Pharmacy – as well as freestanding locations through Lawton's Drug Stores Limited in Atlantic Canada.

#### *Fuel/Convenience*













Sobeys operates fuel locations in Atlantic Canada, Quebec, and Ontario under the FastFuel and Shell banners, and specific to Atlantic Canada, some Irving and Petro Canada locations. Many are co-located within the Company's grocery and convenience stores – Needs, Voisin and Boni-Soir.

#### *Liquor*

Sobeys operates liquor retail stores under the Sobeys Liquor, Safeway Liquor and Thrifty Foods Liquor banners in Western Canada and offers the sale of wine and beer within stores in Quebec, New Brunswick and select stores in Ontario. Store teams provide great product knowledge and service to customers who are shopping for wine, spirits and beer.

#### *Wholesale*

In addition to the distribution to corporate and franchised stores, Sobeys operates national wholesale distribution to over 5,000 convenience stores and small grocers nationally. Sobeys Wholesale also operates six *Cash & Carry* outlets, five in Atlantic Canada and one in Manitoba.

Description	Banner	Count
Stores that feature the broadest assortment of products and specialty items designed for each unique market served. These banners provide superior customer care from full service showcase quality produce, a full-service meat offering, deli and seafood counters plus value-added food knowledge provided by staff.		239
		155 <sup>(1)</sup>
		136
		138
		38
		26
Stores that serve the "fresh fill-in" and "today's meal" needs of customers and are intended to provide superior service and customized quality offering.		48
Stores that serve the "routine and fill-in" food shopping occasions for customers in smaller, rural and one-store communities. Smaller format locations offering a broad assortment of local products.		214
		79
		46
		36 <sup>(1)</sup>
Stores that serve customers with low prices every day in combination with a produce and grocery offering to meet the needs of diverse, cultural palettes		146
Customer Fulfillment Centres that serve the e-commerce platform		3 <sup>(2)</sup>
Stores that serve the "on-the-go" convenience needs of customers		438 <sup>(3)</sup>
Pharmacy, health care, beauty, giftware and convenience store products		76
Fuel stations and related convenience stores		369 <sup>(4)</sup>
Liquor stores		103
Includes various other store formats	Various	22
	<b>Total</b>	<b>2,309<sup>(2)</sup></b>

**Notes:**

- (1) IGA stores in Quebec and New Brunswick are classified as full-service, while IGA stores in Western Canada are classified as community-service.
- (2) The Voilà CFCs are not retail stores and are excluded from the total.
- (3) The number of store count has increased to reflect a correction in reporting.
- (4) This number does not include 38 Safeway co-located fuel sites or 17 co-branded convenience fuel locations which were sold in the first quarter of fiscal 2024.

## Own Brands

Sobeys' Own Brands consist of *Compliments*, *Panache*, *Best Buy*, *Chalo*, *Eight Treasures* and *BIG 8*. *Compliments* serves as the main brand and represents a wide selection of products that are positioned as comparable to the national brands. *Panache* offers an elevated eating experience and includes products with a culinary and innovative flare. *Best Buy* caters to price-conscious customers by providing a variety of everyday essentials. *Chalo* specializes in authentic South Asian products, while *Eight Treasures* focuses on meeting the needs of Southeast Asian consumers. Big 8, located and operated in Stellarton, Nova Scotia provides quality water and soft drinks to customers in Atlantic Canada.

Farm Boy's private label represents a wide selection of exceptional quality products offering great value, including a variety of locally-sourced items. These can be found in all categories including produce, meat, seafood, grocery, chef-prepared, bakery, dairy, frozen, cheese and deli.

Longo's is dedicated to helping customers eat well, save time and live better. Their focus is on offering private label products that include *Longo's Essentials*, *Longo's* and *Curato*. These products are ethically and responsibly sourced, made with care and fairly priced.

## Loyalty Reward Programs

Sobeys offers its customers a coast-to-coast loyalty reward program, available at all of its banners (with the exception of Farm Boy and Longo's). The *Scene+* reward program has over 15 million members to date and provides Sobeys' customers with various points earning opportunities, member pricing discounts, personalized offers and communications and the opportunity to participate in contests and other loyalty rewards, while providing the Company with insight to deepen customer relationships and advance marketing and merchandising strategies to the next level.

Longo's offers its customers the Thank You Rewards program which allows members to earn points on their purchases at Longo's stores. Members can redeem these points for cash towards future grocery purchases or to purchase products and services.

## Real Estate

Sobeys has a real estate and construction team to support the Company's overall growth strategy. The real estate objective is to improve the Company's market share through renovations, expansions and new stores, while continuing to identify long-term potential opportunities. Sobeys values its real estate position and its strong relationships with third-party landlords and developers and its strong relationship with Crombie REIT. Through these relationships Sobeys has been successful building retail, CFC and distribution centre footprints and will continue to grow these in line with the Company's strategic initiatives.

Sobeys owns certain retail store locations and also leases stores from related parties and third-party landlords. At May 4, 2024, of the 43.0 million square feet of retail store space under operation, 5.41% was owned, 25.03% was leased from a related party, Crombie REIT, and the balance was leased from third-party landlords.



## Investments and Other Operations

### Crombie REIT

The Company, through wholly-owned ECL Developments Limited, holds a 41.5% equity accounted interest in Crombie REIT (41.5% on a fully diluted basis). The fair value of its 41.5% ownership interest in Crombie REIT equals \$968.4 million at May 4, 2024.

Pursuant to a Right of First Offer Agreement between Sobeys Capital Incorporated and Crombie REIT, the Company has agreed to provide to Crombie REIT a right of first offer to acquire any property that it intends to dispose of subject to certain exceptions.

Sobeys is Crombie REIT's largest tenant in terms of percentage contribution to total annual minimum rent, representing 58.4% of annual minimum rent.

Crombie REIT provides administrative and property management services to the Company on a fee-for-service basis pursuant to a Management Agreement. The amounts paid and collected in fiscal 2024 were not material.

### Genstar

Genstar is a residential real estate development company headquartered in San Diego, California, with Canadian offices in Western Canada. Genstar focuses on attractive residential land holdings in select growth markets. Empire holds equity accounted interests ranging from approximately 37.1% to 49.0% in the Genstar group of companies. See "Intercorporate Relationships" section of this AIF for particulars of the Company's holdings within the Genstar group of companies.

## Environmental, Social and Governance

The Company's corporate governance approach extends to its focus on environmental sustainability and social issues and the management of the associated risks in these areas. The Company has long operated in a way that is committed to prioritizing the well-being of its customers and the communities it serves, without compromising the ability of future generations to prosper on the planet we all share.

The Company's business operations have been built on principles that reflect its values, while delivering on the expectations of its stakeholders. These building blocks have enabled the Company to make and deliver on commitments to drive meaningful environmental and social change.

The Company's Environmental, Social and Governance ("ESG") framework is centred on delivering change and achieving targets in three areas that the Company has deemed most important to its stakeholders: Planet, Products and People.

### Environmental

Planet pillar: The Company's goal is to reduce its environmental impact in the areas most material to its business and enhance its resilience to climate change to protect the planet for future generations, by focusing on the reduction of waste and lowering of energy and emissions.

*Waste Reduction*: The Company is focused on reducing avoidable single-use plastics, optimizing packaging and reducing food waste in its operations and supply chain and improving overall store waste diversion from landfills.

*Energy & Emissions*: The Company first released its Climate Action Plan in July 2022, committing to science-based greenhouse gas emissions reduction targets to address climate change and do its part to make a meaningful contribution to this immense global challenge. In July 2023, the Climate Action Plan was updated. For further information, refer to the Company's fiscal 2023 Sustainable Business Report ("SBR").

Products pillar: The Company seeks to provide sustainable and ethical product choices that serve the needs of its customers by focusing on ethical and sustainable sourcing and through strong partnerships with its suppliers that enables it to offer more sustainable solutions to its customers.

*Ethical & Sustainable Sourcing*: The Company seeks to ensure the long-term viability of natural resources and the fair treatment of people and animals through its fair-trade, ethical sourcing, animal welfare, sustainable palm oil and sustainable seafood sourcing practices.

*Supplier Partnerships*: The Company seeks to build strong partnerships with its local and national suppliers to bring more innovative, sustainable solutions to its customers.

## **Social**

People pillar: The Company's People pillar aims to deliver a more inclusive workforce and to build healthier communities as described below.

### **Community Investment**

In fiscal 2021, the Company introduced its Community Investment strategy focused on nourishing Healthy Bodies and Healthy Minds. Ensuring more Canadians have access to healthy and affordable food, nutrition education and helping more children and youth receive mental health support at an early stage means Healthier Tomorrows for more Canadians.

A healthy body and a healthy mind go hand-in-hand, and the partnerships that fall under this strategy support a family's whole well-being, including both physical and mental health.

### **Diversity, Equity and Inclusion**

The Company is committed to Diversity, Equity and Inclusion ("DE&I") for teammates, suppliers, and customers across the communities the Company serves. This commitment is fueled by the Company's purpose and values, and is seen by the Company as critical to create engaging workplaces and inclusive customer experiences and to empower community partnerships for generations to follow. As a family nurturing families, DE&I is embedded into everything the Company does to drive change.

The Company set a new DE&I strategy for fiscal 2024 to fiscal 2026, focusing on embedding DE&I into everything the Company does to build healthier and thriving workplaces, customer experience, and communities. The strategy is comprised of three commitments, supported by annual priorities and three-year goals with solid governance and endorsement by the Company's Human Resources Committee and Board. The DE&I strategy and annual priorities are governed by the Chief Executive Officer with active executive leadership, including a DE&I Executive Council, the Executive Leadership Committee and a national DE&I Council, with representation from a diverse group of senior leaders from across the Company. Additional steering committees have been formed to set direction and govern key priorities set forth in the DE&I plan, such as Supplier Diversity, Indigenous Relations, Women's Inclusion, and Francophone Inclusion. The Company takes a collaborative approach to DE&I, listening and learning from teammates and stakeholders, to inform priorities and ensure progress is made.

In fiscal 2024, the Company had a Key Performance Indicator for DE&I which measures progress against fiscal priorities, and is included in the Company's fiscal 2024 short-term incentive program. This KPI has reinforced the Company's commitment to DE&I, and the role that leaders and teammates play to create systemic and sustainable change.

## **Governance**

Oversight of the Company's ESG strategies is through the executive leadership team and the Board. The Board has delegated certain ESG responsibilities to the Corporate Governance & Social Responsibility Committee, the Human Resources Committee and the Audit Committee, which are each briefed on applicable ESG issues on a regular basis. The three pillars are governed and managed at the senior levels of the Company, with dedicated internal teams including a Sustainability team, DE&I Council, and various working groups under its Community Investment, food waste, plastics and packaging, and ethical and sustainable sourcing programs.

## **Other Information**

### **Supply Chain and Product Availability**

Sobeys' retail stores and CFCs are serviced through a network of retail support centres (distribution centres) located throughout the country. In addition, certain products are delivered directly to Sobeys' stores by various vendors through a direct to store delivery process.

The Company has no material concerns with respect to product availability. The Company's fulfilment needs are met by a large number of national, regional and local suppliers.

### **Competition**

Sobeys operates in a dynamic and highly competitive market. Other national and regional food retail companies, along with non-traditional competitors, such as mass merchandisers, warehouse clubs and online retailers, represent a competitive risk to Sobeys' ability to attract customers and operate profitably. Sobeys maintains a strong national presence in the Canadian retail food industry, operating in over 900 communities.

Sobeys' real estate operations and Empire, through its investment in Crombie REIT, compete with numerous other developers, managers and owners of real estate properties in seeking quality tenants and new properties to acquire. Genstar faces competition from other residential land developers in securing attractive sites for new residential lot development.

See also "Risk Management – Competition" section of this AIF.

### **Intangible Properties**

Sobeys is not dependent upon any single trademark or trade name, although some trademarks on corporate retail brands and store banner names are important to operations. Sobeys recognizes the importance of its corporate and brand trademarks and the need to protect and enhance their value. It is Sobeys' practice to register or otherwise protect such intangible assets in all jurisdictions in which it operates.

### **Employees**

At fiscal year end 2024, Empire and its subsidiaries employed approximately 65,000 full-time and part-time employees. Empire and its subsidiaries, franchisees and affiliates employed approximately 128,000 people.

Sobeys and its franchisees and affiliates have over 400 collective agreements covering approximately 63,000 employees.

### **Bankruptcy**

Neither Empire nor any of its subsidiaries have had any bankruptcy, receivership or similar proceedings taken against them nor have they undertaken any voluntary bankruptcy, receivership or similar proceedings within the three most recently completed years, or expect to undergo any such proceedings in the current fiscal year.

### **Reorganizations**

Other than as described under the heading "General Development of the Business", neither Empire nor any of its subsidiaries have undergone any material reorganization within the three most recently completed fiscal years.

# GENERAL DEVELOPMENT OF THE BUSINESS

The development of the Company's business over the past three fiscal years is discussed in the following sections.

## Focus on Food Retailing

The Company continues to focus its attention on its food retailing business, with an emphasis on execution and innovation, and investment in retail stores, distribution centres and e-commerce. The Company is focused on its priorities through continued investments in renovations, an expanded focus on digital and data, and driving efficiency and cost effectiveness in its network. Sobeys has continued to grow and develop as a leading Canadian grocery retailer and food distributor, and made progress on its major strategic initiatives, including FreshCo expansion, Farm Boy expansion and the online grocery home delivery service Voilà.

Sobeys has made significant investments during the three year period ended May 4, 2024 to support growth and development, through property, equipment, investment property purchases and intangibles, excluding corporate acquisitions, totalling approximately \$2.4 billion.

### Project Horizon

The Company successfully completed its three-year growth strategy, Project Horizon, at the end of fiscal 2023. As part of this strategy, the Company realized significant benefits from the store renovation program, new store expansion (including FreshCo conversions and Farm Boy expansion), promotional optimization and data analytics, *Scene+* (a new loyalty program), personalization of customer offers, growing and enhancing the Own Brand portfolio, and generating strategic sourcing cost efficiencies. The Company achieved management's target of an incremental \$500 million in annualized EBITDA.

Project Horizon initiatives continued to provide benefits in fiscal 2024 and will continue beyond fiscal 2024, including *Scene+*, personalization and a continued emphasis on developing the store network through renovations and new store expansion.

### Acquisitions, Expansion and Renovation of Stores

Sobeys' strategy is focused on delivering the best grocery shopping experience to its customers in the right-format, right-sized stores, supported by superior customer service. Sobeys remains focused on improving the product, service and merchandising offerings within each format by expanding and renovating its current store base.

Over the last three fiscal years, Sobeys opened, relocated, or acquired 110 stores. In addition, over this three-year period, Sobeys expanded and rebannered/redeveloped 40 locations.

### Farm Boy

The Company has continued to expand its Farm Boy banner. During the last three fiscal years, the Company has opened 10 additional Farm Boy stores. As of June 19, 2024, 49 stores are open. The Company expects to open an additional three stores in fiscal 2025.

As part of the Farm Boy acquisition, members of the Farm Boy senior management team (the "Stakeholders"), retained a 12% interest in Farm Boy, resulting in a non-controlling interest. The parties entered into put and call options such that the Stakeholders could put, and Sobeys could call, the remaining 12% at any time after five years following the acquisition date. On January 6, 2024 the Company received formal notice from the Stakeholders exercising their put options. During the quarter ended May 4, 2024, the Company acquired the remaining 12% non-controlling interest in Farm Boy for \$77.1 million. Farm Boy's key executive management team has remained unchanged following this transaction.

## **FreshCo**

In fiscal 2018, the Company announced plans to expand the FreshCo discount format to Western Canada and with expectations of converting up to 25% of the 255 Safeway and Sobeys full-service format stores in Western Canada to the FreshCo banner.

During the last three fiscal years, the Company has opened 16 additional FreshCo stores. As at June 19, 2024, FreshCo has 48 stores operating in Western Canada and the Company expects to achieve its original targeted growth over the next several years.

Through the FreshCo expansion program, the discount business in Western Canada has grown significantly, driven by store conversions and regional expansion. The value proposition and strong multicultural assortment, along with the addition of the *Scene+* loyalty program, has supported the growth and expansion of the discount format.

## **Longo's**

On May 10, 2021, the Company, through a wholly-owned subsidiary, acquired 51% of Longo's, a long-standing, family-built network of specialty grocery stores in the Greater Toronto Area, and the Grocery Gateway e-commerce business, for a total purchase price of \$336.9 million. The transaction resulted in 36 Longo's locations joining the Company's growing store network in Ontario and Grocery Gateway, adding approximately 70,000 long-standing online customers to Empire's e-commerce business. Longo's is managed as a separate company within Empire and is run by an executive leadership team. As of June 19, 2024, 38 stores are now open.

In the first quarter of fiscal 2024, the Company completed a merger of Longo's e-commerce business, Grocery Gateway, into Voilà, thereby capturing logistics and delivery synergies. Operating as a 'shop in shop' has increased the reach of Longo's within Ontario and increased Voilà's product count. The Company now offers products from Sobeys, Farm Boy and Longo's through the Voilà platform.

## **Distribution Centres**

Sobeys continuously focuses on improving its logistics functions. Sobeys currently has three fully automated distribution centres: Terrebonne, Quebec; Vaughan, Ontario; and Rocky View, Alberta. The technology at these centres enables automated stock picking and load assembly systems for improved product selection accuracy and the ability to customize store deliveries according to the unique layout of each store.

## **Voilà**

The Company's e-commerce platform Voilà is powered by industry-leading technology provided by Ocado through its automated CFCs. The Company intends to operate four CFCs across Canada, with supporting spokes and curbside pickup. This will enable the Company to serve approximately 75% of Canadian households, representing approximately 90% of Canadians' projected e-commerce spend. To service Canadian households located outside of the core CFC service areas, the Company has Voilà curbside pickup, which services 98 stores in locations across Canada.

The Company has three active CFCs located in Toronto, Ontario, Montreal, Quebec and Calgary, Alberta. In the fourth quarter of fiscal 2024, the Company decided to pause the opening of its fourth CFC in Vancouver, British Columbia to focus efforts on driving volume and performance in its three active CFCs. Construction of the external building for the fourth CFC has been substantially completed, with the internal work related to the grid build and robot commissioning not yet started. Once e-commerce penetration rates in Canada increase, the Company will be in a position to make a decision quickly on when it will proceed with the opening of its fourth CFC.

The Company has also taken actions to decrease costs and increase its flexibility to serve customers including ending its mutual exclusivity agreement with Ocado subsequent to the year ended May 4, 2024, slightly before it was originally estimated to end. This will result in a one-time charge related to ending exclusivity of \$11.9 million in the first quarter of fiscal 2025.

The actions that the Company is taking as outlined above are expected to have a significant impact on Voilà's profitability in fiscal 2025 and 2026. Voilà's future earnings will primarily be impacted by sales volume, with strong margins, operational efficiencies and cost discipline serving as important drivers to manage financial performance. While the market penetration of Voilà continues to be strong, the size and growth of the Canadian grocery e-commerce market is smaller than anticipated, resulting in higher net earnings dilution than originally estimated.

## **Scene+**

In June 2022, the Company launched a new loyalty strategy through *Scene+*, one of Canada's leading loyalty programs. Along with Scotiabank and Cineplex, the Company is a co-owner of *Scene+*. With its final launch in Quebec and Thrifty Foods in March 2023, the loyalty program was successfully launched nationally. *Scene+* has now grown to over 15 million members.

The Company's key priority with *Scene+* is to accelerate program engagement by focusing on scaling personalization. By using machine learning and artificial intelligence algorithms, personalization recommendations will be improved, delivering the right message to the right customer at the right time, through the right channels.

## **Company Priorities**

Since fiscal 2017, the Company has successfully completed two transformation strategies, Project Sunrise and Project Horizon. These strategies have comprehensively reset Empire's foundation, enhanced the Company's data capabilities, deepened the understanding of customers, and prepared the business to effectively capture emerging trends. With these transformation strategies now accomplished and the turnaround complete, the Company aims to grow total adjusted EPS over the long-term through net earnings growth and share repurchases. The Company intends to continue improving sales, gross margin (excluding fuel) and adjusted EBITDA margin by focusing on priorities such as:

### *Continued Focus on Stores:*

Over recent years, the Company has accelerated investments in renovations, conversions, and new stores along with store processes, communications, training, technology and tools. Investing in the store network will remain a priority, demonstrated by a sustained emphasis on renovations and continued store expansion in discount. The Own Brands program enhancement will remain a priority through increased distribution, shelf placement and product innovation.

The Company intends to invest capital in its store network and is on track with its plan to renovate approximately 20% to 25% of the network between fiscal 2024 and fiscal 2026. This capital investment includes important sustainability initiatives such as refrigeration system upgrades and other energy efficiency initiatives.

### *Enhanced Focus on Digital and Data:*

The focus on digital and data will include accelerating the path to profitability with Voilà, personalization, loyalty, through *Scene+*, improved space productivity and the continued improvement of promotional optimization. Space productivity will further enhance the customer experience by improving store layouts, optimizing category and product adjacencies and tailoring product assortment for each store. The advanced analytics tools built for promotional optimization will continue to be refined through the partnership between the advanced analytics team and category merchants. Enhancing digital and data capabilities will allow the Company to deliver the best personalized experiences to elevate our in-store and e-commerce experience for its customers.

### *Efficiency and Cost Control:*

The Company has significantly improved its efficiency and cost effectiveness through sourcing efficiencies, optimizing supply chain productivity and improving systems and processes. The Company will continue to focus on driving efficiency and cost effectiveness through initiatives related to sourcing of goods not for resale, supply chain productivity and the organizational structure. In addition, the Company is pursuing cost savings in the Voilà business by pausing the opening of its fourth CFC and ending its mutual exclusivity with Ocado, amongst other initiatives.

## **Cybersecurity Event**

On November 4, 2022, Empire experienced information technology (“IT”) system issues related to a cybersecurity event (the “Cybersecurity Event” or “Event”). Upon discovery, the Company immediately activated its incident response and business continuity plans, including the engagement of world-class experts, isolated the source and implemented measures to prevent further spread.

Empire’s security teams, supplemented by leading cyber defense firms, worked to remediate this incident, implemented preventative measures, including proactively shutting down certain systems out of an abundance of caution, and took steps to supplement existing security monitoring, scanning and protective measures. During restoration efforts, the Company established certain workaround processes to ensure continuity of supply chain, product availability, costing and retail pricing. Empire completed its controlled and phased approach to systematically bringing information and administrative systems back online early in the fourth quarter of fiscal 2023.

The Company regards the protection of personal information as critically important and has taken all required steps with privacy regulators and potentially impacted individuals.

The Company has a multi-layered security approach involving cyber software tools, controls, policies, standards and procedures pertaining to security access, system development, change management and problem and incident management. This Cybersecurity Event has reinforced the importance of the investments already made in the cybersecurity area, as well as upcoming investments in the IT systems and people. Continuous enhancement of the Company’s IT infrastructure will strengthen its defense against future such incidents.

## **Other Business Updates**

The Canadian Competition Bureau began an investigation over eight years ago into the practices of certain suppliers and retailers, including the Company, with regard to the supply and sale of commercial bread in Canada beginning in 2001. Based on the information available to date, the Company does not believe that it or any of its employees have violated the Competition Act. Class action lawsuits have been filed against the Company, the suppliers and other retailers regarding the allegations. At this time the Company does not believe that these matters will have a material adverse effect on the Company’s business or financial condition.

On May 3, 2022, the Company delivered a notice of early redemption of the \$500.0 million Series 2013-2 Notes. The redemption was effective on June 2, 2022.

On December 13, 2022, the Company signed a definitive agreement between a wholly-owned subsidiary of Sobeys and Canadian Mobility Services Limited, a wholly-owned subsidiary of Shell Canada, to sell all 56 retail fuel sites in Western Canada for approximately \$100.0 million. Following regulatory review and approval, the sale (“Western Canada Fuel Sale”) was completed on July 30, 2023.

On October 20, 2023, United Food and Commercial Workers (“UFCW”) 1518 and UFCW 247 ratified new agreements with the Company. The new agreements allow the Company to offer voluntary buyouts to senior Safeway unionized employees in British Columbia. Employee buyouts provide flexibility and stability for the Company to better manage labour and operational costs. During the quarter ended February 3, 2024, the Company initiated the buyout process, and has offered the impacted employees the ability to elect to accept the buyout packages. As a result, the Company’s financial impact in the quarter and fiscal year ended May 4, 2024 was \$6.7 million and \$10.5 million, respectively.

## Investments and Other Operations

### Crombie REIT

The largest component of Empire's investments and other operations segment is its 41.5% (41.5% fully diluted) equity accounted interest in Crombie REIT. Crombie REIT began in 2006 with the transfer of an initial portfolio of properties from Empire subsidiaries, with Empire maintaining a significant ownership interest.

Empire continues to support Crombie REIT's growth and geographical diversification and, as a result of Sobeys' active property development pipeline, Sobeys offers properties for sale to Crombie REIT with many of those properties leased back to Sobeys at commercial leasing rates.

The following table shows the properties transferred from wholly-owned Empire subsidiaries to Crombie REIT over the last three fiscal years:

Fiscal Year Ended	Number of Properties		Aggregate Gross Leaseable Area for Properties Sold	Purchase Price
	Sold to Crombie REIT	Leased-Back from Crombie REIT		
May 4, 2024	-	-	-	-
May 6, 2023	3	2	134,000	\$19.5 million
May 7, 2022	11	10	574,000	\$98.2 million

In fiscal 2024, Sobeys, through wholly-owned subsidiaries, engaged in lease modification transactions with Crombie REIT. The lease modifications give Crombie REIT the right to terminate leases on certain properties for redevelopment in the future. These transactions resulted in pre-tax gains of \$34.3 million.

Crombie REIT accesses the capital markets from time to time in order to partially finance its acquisitions from the Company and third parties. The Company has a pre-emptive right to purchase additional units issued by Crombie REIT or Crombie Limited Partnership to maintain its pro rata voting interest in Crombie REIT or Crombie Limited Partnership, for so long as the Company continues to hold, directly or indirectly, at least 10% of the ownership units in Crombie REIT.

Pursuant to or in lieu of this pre-emptive right, the Company has made additional investments in Crombie REIT over the past three fiscal years as set out in the following table:

Crombie REIT Offering			Empire Participation		
Date	Securities	Aggregate Amount (excluding Empire participation)	Amount	Securities <sup>(1)</sup>	Price per unit
January 31, 2022	REIT Units	\$117.0 million (bought-deal public offering)	\$83.0 million (concurrent private placement)	Class B Limited Partnership Units	\$17.45
May 19, 2021	REIT Units	\$58.5 million (bought-deal public offering)	\$41.5 million (concurrent private placement)	Class B Limited Partnership Units	\$16.60

**Note:**

(1) Class B Limited Partnership Units are convertible on a one-for-one basis into Units of Crombie REIT. A Special Voting Unit of Crombie REIT is attached to each Class B Limited Partnership Unit.

Crombie REIT has instituted a distribution reinvestment plan ("DRIP") whereby Canadian resident REIT unitholders may elect to automatically have their distributions reinvested in additional REIT units. The Company has enrolled in the DRIP to maintain its economic and voting interest in Crombie REIT.

The cumulative effect of changes to Crombie REIT's capital over the past three years, including offerings and conversions of convertible debentures, resulted in Empire maintaining its 41.5% (41.5% fully diluted) equity accounted interest in Crombie REIT from the end of fiscal 2021 through to May 4, 2024.



**Genstar**

Investments and other operations includes the Company's equity accounted interests in Genstar. Over the past three fiscal years, the Company did not make any additional investments in Genstar.

**Significant Acquisitions**

Empire made no acquisitions during the most recently completed fiscal year that required the filing of a business acquisition report.

# RISK MANAGEMENT

Through its operating companies and its equity-accounted investments, Empire is exposed to a number of risks in the normal course of business that have the potential to affect operating performance. In order to achieve and sustain superior business performance an Enterprise Risk Management (“ERM”) program has been established within the Company.

As part of the ERM program, the Company identifies, assesses, manages and reports key risks to the organization. Risks are evaluated and executive ownership is established in each case. In addition, processes have been put in place to facilitate effective oversight by establishing risk appetite statements, key risk indicators, treatment action plans and dashboards for key risks identified. Key risks have been, and continue to be, embedded in the business and strategy discussions at the Board and/or Audit Committee meetings. Annually, the Board of the Company conducts an assessment of the Company’s effectiveness in managing existing/known risks along with an identification and discussion of new and emerging risks.

## *Competitive Environment*

Empire’s Food retailing business, Sobeys, operates in a dynamic and competitive market. Other national and regional food retail companies, along with non-traditional competitors, such as mass merchandisers, warehouse clubs, and online retailers, represent a competitive risk to Sobeys’ ability to attract customers and operate profitably.

Sobeys maintains a strong national presence in the Canadian retail food industry, operating in over 900 communities. While significant competition already exists at a national, regional and local level, the entry of additional grocery retailers into the marketplace could pose a significant risk to Sobeys due to the potential for reduced revenues and profit. A failure to maintain geographic diversification to reduce the effects of localized competition could have an adverse impact on Sobeys’ operating margins and results of operations. To successfully compete, Sobeys must be customer and market-driven, be focused on superior execution and have efficient, cost-effective operations. It also must invest in its existing store and e-commerce network as well as its merchandising, marketing and operational execution to evolve its strategic platform to better meet the needs of consumers. Sobeys updates branding strategies to remain relevant to customers. Failure to implement a marketing and branding strategy, including evaluating the strategic objectives and having people, processes and systems in place to execute the strategy, could adversely affect Sobeys. New entrants, foreign or domestic, into the marketplace or the consolidation of existing industry competitors may also lead to increased competition and loss of market share. The Company further believes it must invest in merchandising initiatives to better forecast and respond to changing consumer trends. Any failure to successfully execute in these areas could have a material adverse impact on Sobeys’ financial results.

Empire’s Investment and other operations segment, through its investment in Crombie REIT, compete with numerous other managers and owners of real estate properties in seeking tenants and new properties to acquire. The existence of competing managers and owners could affect their ability to: (i) acquire property in compliance with their investment criteria; (ii) lease space in their properties; and (iii) maximize rents charged and minimize concessions granted. Commercial property revenue is also dependent on the renewal of lease arrangements by key tenants. These factors could adversely affect Empire’s financial results and cash flows. A failure by Crombie REIT to maintain strategic relationships with developers to ensure an adequate supply of prospective attractive properties or to maintain strategic relationships with existing and potential tenants to help achieve high occupancy levels at each of its properties could adversely affect Empire.

## *Cybersecurity*

IT systems are an integral part of the Company’s business and are relied on to complete daily and strategic operations. The Company uses various technologies, some of which are managed by third parties, to process, transmit and store electronic information. In addition, the Company facilitates a variety of business processes and activities, including reporting on business and interacting with customers, vendors and employees. These IT systems are subject to cyber threats, (including cyberattacks, data breaches, employee error or malfeasance). As the cyber threats evolve, they become sophisticated and increasingly challenging to detect and successfully defend against. In addition, cyber-security-related vulnerabilities by their very nature may remain undetected for an extended period of time.

The Company actively monitors, manages, and continues to enhance the ability to mitigate cyber risk through a multi-layered security approach. However, there is no assurance that these measures will be successful. If the Company does not effectively manage a reliable IT infrastructure or fails to timely identify or appropriately respond to cybersecurity incidents, then the Company's IT systems could be interrupted, destroyed or shut down completely, which in turn could result in operational disruptions or the misappropriation of sensitive data. Depending on the nature and scope of a cybersecurity incident, it could lead to the compromise of confidential information, improper access to company systems and networks, manipulation or destruction of data, operational disruptions and exposure to liability.

The Company has implemented security measures with respect to systems protection, employee training, and business continuity and contingency planning. A disruption to the Company's systems or a breach of sensitive information may negatively impact the Company's operations and financial position, damage its reputation and reduce the ability to achieve its strategic objectives and/or the trading price of the Non-Voting Class A shares.

#### *Data Protection and Information Management*

The integrity, reliability, and security of information in all its forms is critical to the Company's daily operations. Inaccurate, incomplete, or unavailable information, external intrusions on information systems or inappropriate access to information could lead to incorrect financial and/or operational reporting, poor decisions, privacy breaches, inappropriate disclosure, leaks of sensitive information or system disruptions. Gathering and analyzing information regarding customers' purchasing preferences is an important part of the Company's strategy to attract and retain customers and effectively compete. In addition, personal health information is collected to provide pharmacy, benefits administration, and home health care services to customers. Any failure to maintain privacy of customer and/or Company information or to comply with applicable privacy laws or regulations could adversely affect the Company's reputation, competitive position, and operations.

The Company recognizes that information is a critical enterprise asset. Currently, data and information management risk are managed through a multi-layered security approach involving software tools based controls, policies, standards and procedures pertaining to security access, system development, change management and problem and incident management.

#### *Technology*

The Company operates extensive and complex IT systems that are vital to the successful operation of its business and marketing strategies. Any interruption to these systems or the information collected by them would have a significant adverse impact on the Company, its operations and its financial results. The Company continues to improve its operating systems, tools and procedures on an ongoing basis in order to become more efficient and effective.

The implementation of major IT projects carries with it various risks, including the risk of realization of functionality, the capacity and capability of key resources to both execute and deliver key strategic initiatives while also sustaining and supporting the on-going business operations.

#### *Economic Environment*

Management continues to closely monitor economic conditions, including inflation, foreign exchange rates, interest rates, employment rates and capital markets. Uncertainty in the economic environment could adversely impact demand for the Company's products and services which in turn could adversely affect operations and financial performance. Management believes that although a volatile economy has an impact on all businesses and industries, the Company has an operational and capital structure that is sufficient to meet its ongoing business requirements.

### *Product Costs*

Sobeys is a significant purchaser of food products which may be at risk of cost inflation due to a variety of factors including geopolitical events, extreme weather, higher energy costs, supply chain disruptions, a weaker Canadian dollar, labour shortages and wage growth. While the Company has worked with its suppliers to mitigate the impacts of these cost increases and expects such increases to return to historically normal levels, should rising costs of product materialize in excess of the Company's expectations and should the Company not be able to offset such cost inflation through higher retail prices or other cost savings, there could be a negative impact on sales and margin performance.

### *Business Continuity*

The Company may be subject to unexpected or critical events and natural hazards, including severe weather events, interruption of utilities and infrastructure or occurrence of pandemics, which could cause sudden or complete cessation of its day-to-day operations. The Company leverages an integrated business continuity management framework, including a comprehensive crisis management plan. However, no such plan can eliminate the risks associated with events of this magnitude. Any failure to respond effectively or appropriately to such events could adversely affect the Company's operations, reputation and financial results.

### *Supply Chain Disruptions Including Impacts of Climate Change*

The Company is exposed to potential supply chain disruptions and errors that could result in obsolete merchandise or an excess or shortage of merchandise in its retail store and e-commerce network. The Company's distribution and supply chain could be negatively impacted by over reliance on key vendors, consolidation of facilities, disruptions due to severe weather conditions, natural disasters, climate change driven disruptions or other catastrophic events, failure to manage costs and inventories, and geopolitical disruptions. A failure to develop competitive new products, deliver high-quality products and implement and maintain effective supplier selection and procurement practices could adversely affect Sobeys' ability to deliver desired products to customers and adversely affect the Company's ability to attract and retain customers. A failure to maintain an efficient supply and logistics chain may adversely affect Sobeys' ability to sustain and meet growth objectives and maintain margins.

### *Product Safety and Security*

Sobeys is subject to potential liabilities connected with its business operations, including potential liabilities and expenses associated with product defects, food safety and product handling, and provision of pharmacy products and related services. Such liabilities may arise in relation to the storage, distribution, display and dispensing of products and, with respect to Sobeys' private label products, in relation to the production, packaging and design of products.

A large majority of Sobeys' sales are generated from food and a smaller portion from pharmaceutical products. Sobeys could be vulnerable in the event of a significant outbreak of food-borne illness or increased public health concerns in connection with certain food or pharmaceutical products. Such an event could materially affect Sobeys' financial performance. Procedures are in place to manage food and pharmaceutical crises, should they occur. These procedures are intended to identify risks, provide clear communication to teammates and consumers and ensure that potentially harmful products are removed from sale immediately.

Sobeys has food safety procedures and programs which address safe food handling and preparation standards. Similarly, provincial pharmacy standards and regulations are strictly followed, supported by robust internal policies and procedures to help mitigate risk along with a comprehensive reporting and follow up system to quickly manage and contain any incidents. On a monthly basis the Executive team is updated on food safety and pharmacy risks. However, there can be no assurance that such measures will prevent the occurrence of any such product contamination or safety incident.

### *Environmental*

The Company operates its business locations across the country, including retail stores, distribution centres and fuel sites, and is subject to environmental risks associated with the contamination of such properties and facilities. Sobeys' retail fuel locations operate underground storage tanks. Environmental contamination resulting from leaks or damages to these tanks is possible. To mitigate this environmental risk, Sobeys engages in several monitoring procedures, as well as risk assessment activities. The Company also operates refrigeration equipment in its stores and distribution centres. These systems contain refrigerant gases which could be released if equipment fails or leaks.

When environmental issues are identified, any required environmental site remediation is completed using appropriate, qualified internal and external resources. The Company may be required to absorb all costs associated with such remediation, which may be substantial. Failure to properly manage any of these environmental risks could adversely affect the reputation, operations or financial performance of the Company.

The Company is subject to legislation that imposes liabilities on retailers for costs associated with recycling and disposal of consumer goods packaging and printed materials distributed to consumers. There is a risk that the Company will be subject to increased costs associated with these laws.

### *Environmental Regulation*

Environmental legislation has evolved in a manner that has resulted in stricter standards and enforcement, larger potential fines and increased capital expenditures and operating costs required to comply with these regulations. The environmental issues affecting the Company's operations include extended producer responsibility on plastics and packaging, electricity consumption, fossil fuel use in the transport of goods, air pollution laws and regulations, regulations relating to climate change, hazardous waste regulation and restrictions against greenhouse gas emissions. The discharge of pollutants into the air, soil or water may give rise to liabilities to governments and third parties and may require the Company to incur costs to remedy such discharge. No assurance can be given that environmental laws will not result in a curtailment of production or a material increase in the costs of production activities that could adversely affect the Company's financial condition, results of operations or prospects. The Company may also be subject to clean-up costs and liability for toxic or hazardous substances that may exist on or under or near any of its properties or that may be produced as a result of its operations. Changes in legislation, including carbon taxes and the implementation of other greenhouse gas reduction initiatives and regulations related to transitioning to a low-carbon and more climate resilient future, could result in additional costs which could have a negative impact on the Company's financial performance.

### *Talent, Attraction and Retention*

Effective leadership is important to the growth and continued success of the Company, and requires the Company to properly attract, build talent and retain teammates with the appropriate skill set. The failure to successfully attract and retain teammates including those with specialized skills and failure to manage and monitor teammates' performance could result in lack of requisite knowledge, skill and experience, and result in poor teammate morale. This could negatively impact the overall reputation of the Company, operations and future financial performance. The Company develops and delivers training programs at all levels across its various operating regions to improve teammate knowledge and to better serve its customers. The Company also provides various reward and recognition programs, monitors engagement of teammates on a regular basis and creates plans to address gaps.

There is always a risk associated with the loss of key personnel. Succession plans have been identified for key roles including the depth of management talent throughout the Company and its subsidiaries; these plans are overseen by the Human Resources Committee and reviewed at least annually by the Board of Directors.

### *Franchisee and Affiliates Relationships*

The success of Empire is closely tied to the performance of Sobeys' network of retail stores. Franchisees and affiliates operate approximately 59% of Sobeys' retail stores. Sobeys relies on its franchisees, affiliates and corporate store management to successfully execute retail strategies and programs.

To maintain controls over Sobeys' brands and the quality and range of products and services offered at its stores, franchisees and affiliates agree to purchase merchandise from Sobeys. In addition, each store agrees to comply with the policies, marketing plans and operating standards prescribed by Sobeys. These obligations are specified under franchise and operating agreements which expire at various times for individual franchisees and affiliates. Despite these franchise and operating agreements, Sobeys may have limited ability to control franchisees' and affiliates' business operations. A breach of these franchise and operating agreements or operational failures by a significant number of franchisees and affiliates may adversely affect Sobeys' reputation and financial performance.

#### *Labour Union Relationships*

A significant percentage of the Company's store and distribution centre workforce, particularly in Western Canada, is unionized. While the Company works to maintain good relationships with its teammates and unions, the renegotiation of collective agreements presents the risk of labour disruption, including strikes or work stoppages. Failure to successfully negotiate collective agreements could result in labour disruptions, and any prolonged or widespread disruption could result in significant business interruption and adversely impact the Company's reputation and financial performance.

#### *Drug Regulation, Legislation and Health Care Reform*

The Company currently operates more than 400 in-store and freestanding pharmacies which are subject to federal, provincial, territorial and local legislation as well as regulations governing the sale of prescription drugs. Changes to reimbursement models used to fund prescription drugs, including the potential implementation of a national pharmacare model, or failure to comply with these laws and regulations could have a negative impact on financial performance, operations and reputation.

These laws and regulations typically regulate prescription drug coverage for public plans including patient and product eligibility as well as elements of drug pricing and reimbursements including product cost, markup, dispensing fee, and distribution allowances. In some provinces, legislation requires the selling price for prescription drugs to third-party insurance plans and cash customers to not be higher than the price established for the provincial drug plan. In addition to reimbursement, these laws and regulations govern drug approval and distribution, allowable packaging and labelling, marketing, handling, storage and disposal.

Provincial governments and private plans continue to implement measures to manage the cost of their drug plans, the impact of which varies by province and by plan. The Council of the Federation, a joint collaboration created by the provincial premiers, continues to work on cost reduction initiatives within the pharmaceutical sector, many of which are extended to the private sector.

Bill C-64, the Act respecting pharmacare ("the Act") was introduced to parliament on February 29, 2024. The Act describes government intent and a financial pathway to provide single payor, first-dollar coverage for some products to be administered by the provinces and territories. It also supports development of a national formulary of essential medications and a bulk purchasing strategy to be led by the Canada Drug Agency. While national pharmacare is still in its infancy with many unknown details, there is a potential for expansion of the Act to have an impact on product costs, markups, and allowances.

While timing and impact are uncertain at this time, pharmaceutical price compression may put pressure on pharmacy funding and pharmacy operating models, and it is anticipated that healthcare reform and regulation will continue to put pressure on pharmacy reimbursement through changes to patient and drug eligibility, prescription drug pricing including cost, dispensing fee, allowable markup, manufacturer allowance funding, distribution as well as potential restriction around customer inducements and expanded use of preferred providers. The Company will continue to identify opportunities to mitigate the negative impact these changes have on financial performance.

### *Ethical Business Conduct*

Any failure of the Company to adhere to its policies, the law or ethical business practices could significantly affect its reputation and brands and could therefore negatively impact the Company's financial performance. The Company's framework for managing ethical business conduct includes the adoption of a Code of Business Conduct and Ethics which directors and teammates of the Company are required to acknowledge and agree to on an annual basis and the Company maintains an anonymous, confidential whistle blowing Ethics and Diversity, Equity and Inclusion hotlines. There can be no assurance that these measures will be effective to prevent violations of law or unethical business practices.

### *Social*

Social reform movements bring public awareness to issues through protests and/or media campaigns. Issues that relate to the Company's business include, but are not limited to, diversity, animal welfare, local and ethical sourcing, nutritional labelling and human rights. Oversight of the Company's social strategies and issues management is through the Executive Committee and the Board of Directors. Ineffective action or inaction on social reform matters could adversely affect the Company's reputation or financial performance.

### *Occupational Health and Safety*

The Company has developed programs to promote a healthy and safe workplace, as well as progressive employment policies focused on the well-being of the thousands of teammates who work in its stores, distribution centres and offices. These policies and programs are reviewed regularly by the Human Resources Committee of the Board of Directors. The Company recognizes that ensuring a healthy and safe workplace minimizes illness, injuries and other risks teammates may face in carrying out their duties, improves productivity and helps to minimize any liability which could be incurred in connection with workplace injuries. Failure to comply with appropriate and established workplace health and safety policies and procedures or applicable legislative requirements could result in increased illness and/or increased workplace injury-related liability, which in turn could adversely affect the reputation or financial performance of the Company.

### *Real Estate*

The Company utilizes a capital allocation process which is focused on obtaining the most attractive real estate locations for its retail stores, as well as for its commercial property and residential development operations. While the Company develops certain retail store locations on owned sites, the majority of its store development is done in conjunction with external developers. The availability of high-potential new store sites and the ability to expand existing stores are therefore partially contingent upon the successful negotiation of operating leases with these developers and the Company's ability to purchase high-potential sites.

### *Loyalty Program*

The Company co-owns *Scene+* which operates a loyalty program designed to add value for customers through promotional activity and rewards. Promotional and other activities related to the operation of the program must be effectively managed and coordinated to ensure a positive customer perception. Failure by *Scene+* to effectively manage, communicate and promote the loyalty program may negatively impact the Company's reputation and financial results.

### *Interest Rate Risk*

The Company's long-term debt strategy is to maintain the majority of its debt at fixed interest rates. Any increase in the applicable interest rates could increase interest expense and have a material adverse effect on the Company's cash flow and results of operations. The Company monitors the respective mix of fixed and variable interest rates to maintain an appropriate level considering economic conditions. To manage the risk from exposure to interest rates, the Company may use financial instruments such as interest rate swap contracts. There can be no assurance that these strategies undertaken by the Company will be effective.

### *Utility and Fuel Prices*

The Company is a significant consumer of electricity, other utilities and fuel. The costs of these items can be subject to significant volatility. Unanticipated cost increases in these items could negatively affect the Company's financial performance. A failure to maintain effective consumption and procurement programs could adversely affect the Company's financial results. In addition, Sobeys operates a large number of fuel stations. Significant increases in wholesale prices or availability could adversely affect operations and financial results of the fuel retailing business.

### *Free Trade*

The Company is susceptible to risks associated with trade relationships between Canada and other countries. Changes to trade agreements and tariffs between Canada and other countries could increase the costs of certain products and some items could become unavailable thereby having a negative impact on customer experience. While the Company can mitigate these risks to a certain extent through the use of alternative suppliers, international trade by its nature can be unpredictable and the Company may not be able to fully mitigate the negative impact of changes in trade agreements and tariffs.

### *Liquidity Risk*

The Company's business is dependent in part on having access to sufficient capital and financial resources to fund its growth activities and investment in operations. Any failure to maintain adequate financial resources could alter the Company's growth or ability to satisfy financial obligations as they come due. The Company maintains committed credit facilities to ensure that it has sufficient funds available to meet current and future financial requirements. The Company monitors capital markets and the related economic conditions and maintains access to debt capital markets for long-term debt issuances in order to minimize risk and optimize debt pricing. However, there can be no assurance that adequate capital resources will be available in the future on acceptable terms or at all.

### *Legal, Taxation and Accounting*

Changes to any of the various federal and provincial laws, rules and regulations related to the Company's business could have a material impact on its financial results. Compliance with any proposed changes could also result in significant cost to the Company. Failure to fully comply with various laws and rules and regulations may expose the Company to proceedings which may materially affect its performance.

Similarly, income tax regulations and/or accounting pronouncements may be changed in ways which could negatively affect the Company. The Company mitigates the risk of non-compliance with the various laws, rules and regulations by monitoring for newly adopted activities, improving technology systems and controls, improving internal controls to detect and prevent errors and overall application of more scrutiny to ensure compliance. In the ordinary course of business, the Company is subject to ongoing audits by tax authorities. While the Company believes that its tax filing positions are appropriate and supportable, from time to time certain matters are reviewed and challenged by the tax authorities.

### *Credit Rating*

A credit rating assigned by a rating agency provides an opinion on the risk that an issuer will fail to satisfy its financial obligations. There can be no assurance that the credit ratings assigned to the various debt instruments issued by Sobeys will remain in effect for any given period of time or that the rating will not be lowered, withdrawn or revised. Real or anticipated changes in credit ratings can affect the cost at which Sobeys can access the capital markets. The likelihood that Sobeys' creditors will receive payments owing to them will depend on Sobeys' financial health and creditworthiness. Receipt of a credit rating provides no guarantee of Sobeys' future creditworthiness.



### *Foreign Currency*

The Company conducts the majority of its operating business in CAD and its foreign exchange risk is mainly limited to currency fluctuations between the CAD, the Euro, the Great British pound (“GBP”) and the United States dollar (“USD”). USD purchases of products represent approximately 3.9% of Sobeys’ total annual purchases. Euro and GBP purchases are primarily limited to specific contracts for capital expenditures. To manage the risk from exposure to foreign currency, the Company may use financial instruments such as foreign exchange forward contracts or cross currency interest rate swaps. A failure to adequately manage the risk of exchange rate changes could adversely affect the Company’s financial results.

### *Pension Plans*

The Company has certain retirement benefit obligations under its registered defined benefit plans. New regulations and market-driven changes may result in the Company being required to make contributions, which could have an adverse effect on the financial performance of the Company.

The Company participates in various multi-employer pension plans, providing pension benefits to unionized teammates pursuant to provisions in collective bargaining agreements. Approximately 11% of the teammates of Sobeys and its franchisees and affiliates participate in these plans. The responsibility of Sobeys, its franchisees, and affiliates to make contributions to these plans is limited to the amounts established in the collective bargaining agreements and other associated agreements. Poor performance of these plans could have a negative effect on the participating teammates or could result in changes to the terms and conditions of participation in these plans, which in turn could negatively affect the financial performance of the Company.

### *Insurance*

To mitigate property and liability financial risk, the Company and its subsidiaries purchase insurance coverage from financially stable third-party insurance companies. Management is satisfied that effective controls and procedures are in place to mitigate potential losses for areas of self-insured risk. In addition to maintaining comprehensive loss prevention programs, the Company maintains management programs to mitigate the financial impact of operational risks. Such programs may not be effective to limit the Company’s exposure to these risks, and to the extent that the Company is self-insured or liability exceeds applicable insurance limits, the Company’s financial position could be adversely affected.

## **DIVIDENDS**

The declaration and payment of dividends is at the discretion of the Board of Directors.

Empire is not aware of any restrictions that could prevent it from paying dividends.

Empire has no stated policy with respect to the payment of dividends on either its Non-Voting Class A shares or on its Class B common shares. Empire has paid dividends on its outstanding shares during the periods indicated as set out below:

	<b>Annual Dividends</b>		
	<b>Fiscal 2024</b>	Fiscal 2023	Fiscal 2022
Total dividends paid	<b>\$180.4</b>	\$170.2	\$156.8
Dividend rate per share – Non-Voting Class A shares	<b>\$0.73</b>	\$0.67	\$0.60
Dividend rate per share – Class B common shares	<b>\$0.73</b>	\$0.67	\$0.60

# CAPITAL STRUCTURE

## Share Capital

The Company's share capital was comprised of the following on May 4, 2024:

<b>Authorized</b>	<b>Number of Shares</b>	
	<b>May 4, 2024</b>	<b>May 6, 2023</b>
2002 Preferred shares, par value of \$25 each, issuable in series	<b>991,980,000</b>	991,980,000
Non-Voting Class A shares, without par value	<b>733,858,803</b>	745,160,121
Class B common shares, without par value, voting	<b>122,400,000</b>	122,400,000

<b>Issued and outstanding (\$ in millions)</b>	<b>Number of Shares</b>			
		<b>May 4, 2024</b>		<b>May 6, 2023</b>
Non-Voting Class A shares, without par value	<b>143,932,071</b>	\$ 1,773.4	\$	1,908.2
Class B common shares, without par value, voting	<b>98,138,079</b>	<b>7.3</b>		7.3
Shares held in trust	<b>(39,042)</b>	<b>(1.4)</b>		(0.8)
Total		\$ 1,779.3	\$	1,914.7

The Company's share capital on May 4, 2024 compared to the same period in the last fiscal year is shown in the table below:

	<b>52 Weeks Ended May 4, 2024</b>	<b>52 Weeks Ended May 6, 2023</b>
(Number of shares)		
<b>Non-Voting Class A shares</b>		
Issued and outstanding, beginning of year	<b>155,164,908</b>	164,563,680
Issued during year	<b>68,481</b>	46,130
Purchased for cancellation	<b>(11,301,318)</b>	(9,444,902)
Issued and outstanding, end of year	<b>143,932,071</b>	155,164,908
Shares held in trust, beginning of year	<b>(24,034)</b>	(39,027)
Issued for settlement of equity settled plans	<b>130,375</b>	45,396
Purchased for future settlement of equity settled plans	<b>(145,383)</b>	(30,403)
Shares held in trust, end of year	<b>(39,042)</b>	(24,034)
Issued and outstanding, net of shares held in trust, end of year	<b>143,893,029</b>	155,140,874
<b>Class B common shares</b>		
Issued and outstanding, beginning and end of year	<b>98,138,079</b>	98,138,079

In fiscal 2024, 266,960 options (2023 – 161,334 options) were exercised resulting in the issuance of 68,481 Non-Voting Class A shares (2023 – 46,130 Non-Voting Class A shares).

The 4,331,040 stock options outstanding as at the fiscal year ended May 4, 2024 (May 6, 2023 – 4,222,832 stock options) represent 1.8% (May 6, 2023 – 1.7%) of the outstanding Non-Voting Class A and Class B common shares.

The Company established a trust fund to facilitate the purchase of Non-Voting Class A shares for the future settlement of vested units under the Company's equity settled stock-based compensation plans. Contributions to the trust fund and the Non-Voting Class A shares purchased are held by TSX Trust Company as trustee. The trust fund is a structured entity and as such the accounts of the trust fund are included on the consolidated financial statements of the Company. The following represents the activity of shares held in trust, recorded at cost:

<b>Shares held in trust</b>	<b>Number of Shares</b>		<b>Share Capital</b>	
	<b>May 4, 2024</b>	<b>May 6, 2023</b>	<b>May 4, 2024</b>	<b>May 6, 2023</b>
Balance, beginning of year	<b>24,034</b>	39,027	\$ 0.8	\$ 0.8
Purchased	<b>145,383</b>	30,403	<b>5.2</b>	1.1
Issued	<b>(130,375)</b>	(45,396)	<b>(4.6)</b>	(1.1)
Balance, end of year	<b>39,042</b>	24,034	\$ 1.4	\$ 0.8

## **Normal Course Issuer Bid (“NCIB”)**

The Company maintains a NCIB program. Under the Company’s current NCIB, that commenced on July 2, 2023 and expires on July 1, 2024, the Company received approval from the TSX to purchase up to 12,600,000 Class A shares representing approximately 9.0% of the Class A shares outstanding as of June 19, 2023. During the fiscal year ended May 4, 2024, the Company repurchased 11,301,318 Class A shares for aggregate consideration of approximately \$400.1 million. In the previous fiscal year ended May 6, 2023, the Company repurchased 9,444,902 Class A shares for aggregate consideration of approximately \$350.0 million. As of June 18, 2024, the Company has purchased an additional 470,000 Class A shares for a total consideration of \$15.1 million.

On June 19, 2024, the Company renewed its NCIB by filing a notice of intention with the Toronto Stock Exchange (“TSX”) to purchase for cancellation up to 12,800,000 Class A shares representing approximately 9.9% of the public float of 129,904,937 Class A shares as of June 18, 2024, subject to regulatory approval. As of June 18, 2024, there were 143,472,652 Class A shares issued and outstanding.

The Company intends to repurchase approximately \$400.0 million of Class A shares in fiscal 2025. The purchases will be made through the facilities of the TSX and/or any alternative Canadian trading systems to the extent they are eligible. The price that Empire will pay for any shares will be the market price at the time of acquisition. The Company believes that repurchasing shares at the prevailing market prices from time to time is a worthwhile use of funds and in the best interests of Empire and its shareholders. Purchases under the renewed NCIB may commence on July 2, 2024 and shall terminate not later than July 1, 2025.

Based on the average daily trading volume (“ADTV”) of 379,939 shares over the last six months, daily purchases will be limited to 94,984 Class A shares (25% of the ADTV of the Class A shares), other than block purchase exemptions.

The Company has also renewed its automatic share purchase plan with its designated broker allowing the purchase of Class A shares for cancellation under its NCIB during trading black-out periods, subject to regulatory approval.

## **Non-Voting Class A Shares and Class B Common Shares**

The rights of the holders of Non-Voting Class A shares and those of the holders of Class B common shares are subject to the rights of the holders of the preferred shares of the Company which enjoy a preferential right to dividends and return of capital on liquidation. The following is a summary of the privileges and rights attaching to the Non-Voting Class A shares and Class B common shares of the Company:

1. The Non-Voting Class A shares and the Class B common shares rank equally, *pari passu*, share for share, with each other and entitle the respective holders thereof to the same rights and benefits except as otherwise provided in the conditions attaching thereto.
2. The directors may at any time and from time-to-time declare a dividend or confer any other benefit whatsoever upon the holders of the Non-Voting Class A shares without being obliged to declare an equal or any dividend or confer an equal or any other benefit upon the holders of the Class B common shares provided that no dividend may be declared in respect of or any other benefit conferred upon the holders of the Class B common shares unless concurrently therewith the same dividend is declared in respect of and the same benefit is conferred upon the holders of the Non-Voting Class A shares.
3. The holders of the Non-Voting Class A shares shall receive notice of and may attend any meeting of the Class B common shareholders of the Company but are not entitled to vote at the meeting.
4. The Class B common shares carry the right to one vote per share at all meetings of the Class B common shareholders of the Company.
5. Under certain circumstances, the Class B common shares may at any time be converted into Non-Voting Class A shares on a one for one basis. The circumstances, among other things, require the approval of the Board of Directors and require that Class B common shares which are to be converted be offered first to all the other holders of Class B common shares.

6. No subdivision or consolidation of the Class B common shares shall be made unless the same subdivision or consolidation of the Non-Voting Class A shares is made concurrently. No subdivision or consolidation of the Non-Voting Class A shares shall be made unless the same subdivision or consolidation of the Class B common shares is made concurrently.

If a formal take-over bid (other than a “Family Share Transaction” described below) is made for Class B common shares, then the conditions attaching to the Class B common shares and Non-Voting Class A shares generally provide that Canadian holders of Class B common shares shall also be entitled to receive an offer to purchase their Class B common shares and Canadian holders of Non-Voting Class A shares shall also be entitled to receive an offer to purchase their Non-Voting Class A shares on terms and conditions at least as favourable, including the price offered. If an offeror acquires Class B common shares pursuant to a formal take-over bid and does not make the same offer for Non-Voting Class A shares within 60 days, then unless otherwise determined by the Board of Directors, the Class B common shares acquired pursuant to the offer as well as some other Class B common shares held by the offeror and any others acting jointly or in concert with the offeror, shall convert to Non-Voting Class A shares.

A “Family Share Transaction” means any transfer of any kind of an interest in Class B common shares to one or more of the descendants of J.W. Sobey, now deceased and formerly a businessman of Stellarton, Nova Scotia. For this purpose, descendants include spouses, companies controlled by any such descendants or their affiliates and trusts for bona fide estate planning purposes primarily for the benefit of any such descendants.

### **2002 Preferred Shares**

The 2002 Preferred shares are issuable in series, with each series consisting of such number of shares and having such provisions as may be determined by the directors of the Company prior to issue. The 2002 Preferred shares rank in preference over Non-Voting Class A shares and Class B common shares in respect to the payment of dividends and in the distribution of assets in the event of liquidation, dissolution or winding-up of the Company. The 2002 Preferred shares of each series rank equally with the 2002 Preferred shares of every other series in respect to the payment of dividends and in the distribution of assets. The Company may not create or issue any shares ranking in priority or on a parity to the 2002 Preferred shares as to the payment of dividends or the distribution of assets without the approval of two thirds of the preferred shareholders.

## Long-Term Debt

The Company has the following long-term debt outstanding:

(\$ in millions)	At May 4, 2024		At May 6, 2023	
Long-term debt due within one year	\$	113.5	\$	101.0
Long-term debt		981.9		911.3
	\$	1,095.4	\$	1,012.3

Empire has a \$150.0 million senior, unsecured revolving term credit facility with a maturity date of November 4, 2027. As of May 4, 2024, the outstanding amount of the credit facility was \$54.0 million (May 6, 2023 – \$48.8 million). Interest payable on this facility fluctuates with changes in the Canadian prime rate or bankers' acceptance rates or the Canadian Overnight Repo Rate Average<sup>(1)</sup>.

Sobeys has a \$650.0 million senior, unsecured revolving term credit facility with a maturity date of November 4, 2027. As of May 4, 2024, the outstanding amount of the facility was \$367.9 million (May 6, 2023 – \$306.9 million) and Sobeys has issued \$60.3 million in letters of credit against the facility (May 6, 2023 – \$70.4 million). Interest payable on this facility fluctuates with changes in the Canadian prime rate or bankers' acceptance rates or CORRA.

Sobeys acquired Longo's existing \$75.0 million demand operating line of credit. On July 20, 2023, Longo's amended this line of credit agreement from \$75.0 million to \$100.0 million. As of May 4, 2024, the outstanding amount of the facility was \$64.0 million (May 6, 2023 – \$44.5 million). Interest payable on this facility fluctuates with changes in the Canadian prime rate.

Sobeys has the following medium term notes ("MTNs") and Series 2013-2 Notes outstanding:

(\$ in millions)	At May 4, 2024		At May 6, 2023	
MTN Series D, interest rate 6.06%, due October 29, 2035	\$	175.0	\$	175.0
MTN Series E, interest rate 5.79%, due October 6, 2036		125.0		125.0
MTN Series F, interest rate 6.64%, due June 7, 2040		150.0		150.0
	\$	450.0	\$	450.0

**Note:**

- (1) Led by central banks and regulators, there is a global initiative on interest rate benchmark reform to improve transparency of benchmark indices and ensure compliance with stringent international standards. On December 16, 2021, the Canadian Alternative Reference Rate working group ("CARR") recommended that the administrator, Refinitiv Benchmark Services (UK) Limited ("RBSL"), cease publication of Canadian Dollar Offered Rate ("CDOR") settings, the benchmark interest rate for bankers' acceptances, immediately after June 28, 2024, using a transitional approach. On May 16, 2022, following public consultation, RBSL announced that it would cease the calculation and publication of all tenors of CDOR effective June 28, 2024, in line with CARR recommendations. On October 7, 2022, CARR announced the development of a Canadian Overnight Repo Rate Average ("CORRA") benchmark, called Term CORRA, that would be compliant with both the International Organization of Securities Commissions ("IOSCO") principles for financial benchmarks and Canadian benchmark regulations.

On September 5, 2023, Term CORRA reference rates were launched. As of November 1, 2023, new derivative contracts and securities that are not linked to CDOR exposures are required to use CORRA whereas loan agreements entered into before June 28, 2024, can use CORRA if the agreement permits, but are not required. The Company's amended and restated credit agreements for both Empire and Sobeys, dated November 3, 2022, included terms for using both CDOR and CORRA. The use of Term CORRA rates is not expected to result in a material difference in the Company's cost of borrowing under the Empire and Sobeys credit facilities versus CDOR.

Sobeys' MTNs are not listed or quoted in a market place.

## Credit Ratings (Canadian Standards)

Sobeys' credit ratings for its securities at fiscal year end May 4, 2024, are as follows:

MTNs	<b>(“DBRS”) Morning Star</b> BBB (stable trend)	<b>S&amp;P</b> BBB- (stable outlook)
------	--	---

During fiscal 2024, Sobeys' credit ratings for both DBRS and S&P remained unchanged from the prior year.

The credit ratings accorded to the debt by the rating agencies are not a recommendation to purchase, hold or sell the debt, in as much as such ratings do not comment as to market price or suitability for a particular investor. Credit ratings are intended to provide investors with an independent measure of the credit quality of an issue of securities. The Company provides the rating agencies with confidential, in-depth information in support of the rating process.

DBRS' credit ratings for long-term debt instruments range from AAA to D. The DBRS BBB rating is investment grade and considered of adequate credit quality. The capacity for the payment of a company's financial obligations is considered acceptable but may be vulnerable to future events. Ratings designations may be modified by the addition of a high or low to indicate relative standing within the BBB category. Each DBRS rating category is appended with one of three rating trends: “positive”, “stable” or “negative”. The rating trend helps to give an investor an understanding of DBRS' opinion regarding the outlook for the rating in question. However, the investor must not assume that a positive or negative trend necessarily indicates that a rating change is imminent. A stable trend indicates that credit metrics are expected to remain sustainable in the intermediate to long term.

S&P's credit ratings for long-term debt instruments range from AAA to D. S&P's BBB- rating is investment grade. An obligation rated BBB exhibits adequate protection parameters. However, adverse economic conditions or changing circumstances are more likely to weaken the obligor's capacity to meet its financial commitments on the obligation. A plus or minus designation indicates the debt's relative standing within the BBB category. S&P's rating outlook assesses the potential direction that a rating may be headed over the intermediate term, which is generally up to two years for investment grade and generally up to one year for speculative grade, with outlooks falling into one of four categories: “positive”, “negative”, “stable” or “developing”. A stable outlook indicates credit metrics are expected to remain stable, and a rating is not likely to change in the intermediate term.

The credit ratings on the MTNs may not reflect the potential impact of all risks related to structure and other factors on the value of the MTNs. In addition, real or anticipated changes in the Sobeys' credit ratings will generally affect the market value of the debt. The foregoing ratings may be revised or withdrawn at any time by the rating agency if, in its judgment, circumstances warrant.

Sobeys has made, or will make, payments in the ordinary course to the rating agencies in connection with the assignment of ratings on Sobeys and its securities. In addition, the Company has made customary payments in respect of certain subscription services provided to the Company by the rating agencies.

## MARKET FOR SECURITIES

The Non-Voting Class A shares (TSX: EMP.A) are listed on the TSX, which is the primary marketplace on which the greatest volume of trading or quotation generally occurs. The monthly high and low share price and the TSX monthly average volumes for the Non-Voting Class A shares for the fiscal year ended May 4, 2024 are as follows:

### Empire Company Limited Non-Voting Class A shares

Month	High (\$ per share)	Low (\$ per share)	Average Daily Volume by Month (in shares)
May 8 - 31, 2023	\$35.84	\$34.48	457,442
June 2023	\$37.70	\$33.57	702,539
July 2023	\$37.92	\$35.71	441,471
August 2023	\$36.82	\$34.40	466,086
September 2023	\$37.49	\$34.23	471,864
October 2023	\$38.32	\$36.73	544,211
November 2023	\$40.69	\$36.08	545,740
December 2023	\$38.96	\$33.33	860,005
January 2024	\$36.10	\$34.81	556,961
February 2024	\$35.10	\$33.45	651,702
March 2024	\$34.87	\$32.12	823,158
April 2024	\$33.20	\$31.45	591,401
May 1 - 3, 2024	\$32.48	\$31.81	405,943

## SELECTED CONSOLIDATED FINANCIAL INFORMATION

The following table provides summary financial information for Empire over the last three fiscal years.

(\$ in millions, except margins and per share amounts)	Fiscal Year Ended		
	May 4, 2024 (52 weeks)	May 6, 2023 (52 weeks)	May 7, 2022 (53 weeks)
Sales	\$ 30,732.6	\$ 30,478.1	\$ 30,162.4
Gross profit <sup>(1)</sup>	\$ 8,070.4	\$ 7,792.7	\$ 7,659.7
Gross margin <sup>(1)</sup>	\$ 26.3%	25.6%	25.4%
Operating income	1,310.8	1,232.4	1,363.7
Adjusted operating income <sup>(1)</sup>	1,257.1	1,291.5	1,363.7
EBITDA <sup>(2)</sup>	2,381.5	2,263.0	2,330.8
Adjusted EBITDA <sup>(1)(2)</sup>	2,327.8	2,322.1	2,330.8
EBITDA margin <sup>(2)</sup>	7.7%	7.4%	7.7%
Adjusted EBITDA margin <sup>(1)(2)</sup>	7.6%	7.6%	7.7%
Net earnings <sup>(3)</sup>	725.2	686.0	745.8
Adjusted net earnings <sup>(1)(3)</sup>	681.6	727.1	745.8
Cash and cash equivalents	\$ 259.6	\$ 221.3	\$ 812.3
Long-term debt, including current portion	1,095.4	1,012.3	1,176.7
Long-term lease liabilities, including current portion	6,264.5	6,184.6	6,285.4
Shareholders' equity, net of non-controlling interest	5,341.1	5,200.4	4,991.5
Total assets	16,790.3	16,483.7	16,593.6
<b>Per share information, fully diluted</b>			
Net earnings <sup>(3)</sup>	\$ 2.92	\$ 2.64	\$ 2.80
Adjusted net earnings <sup>(1)(3)</sup>	2.74	2.80	2.80

#### Notes:

- (1) See "Non-GAAP Financial Measures & Financial Metrics" section of the Company's MD&A for a description of the types of costs included.
- (2) These terms do not have a standardized meaning under generally accepted accounting principals. See "Non-GAAP Financial Measures & Financial Metrics" section of the Company's MD&A for the year end May 4, 2024.
- (3) Attributable to owners of the Company.

## DIRECTORS AND OFFICERS

The name, province or state of residence, and principal occupation of each of the directors and officers of Empire as at May 4, 2024 were as follows:

### Directors

Name and Province or State of Residence	Office	Principal Occupation	Director Since
MICHELLE BANIK <sup>(3)</sup> Ontario, Canada	Director	Corporate Director	2021
CYNTHIA DEVINE <sup>(3)(5)(7)</sup> Ontario, Canada	Director	Corporate Director and Advisor to the Board of Maple Leaf Sports and Entertainment	2013
JAMES M. DICKSON Nova Scotia, Canada	Chair	Counsel, Stewart McKelvey	2015
SHARON DRISCOLL <sup>(2)(5)(7)</sup> British Columbia, Canada	Director	Corporate Director	2018
GREG JOSEFOWICZ <sup>(4)</sup> Michigan, United States	Director	Corporate Director	2016
WILLIAM LINTON <sup>(1)(5)(7)</sup> Ontario, Canada	Director	Corporate Director	2015
MICHAEL MEDLINE Ontario, Canada	Director, President & CEO	President & Chief Executive Officer, Empire and Sobeys	2017
MARTINE REARDON <sup>(1)(6)(8)</sup> New York, United States	Director	Strategic Advisor/Consultant, National Retail Federation (U.S.)	2017
FRANK C. SOBEY <sup>(5)</sup> Nova Scotia, Canada	Director	Corporate Director	2007
JOHN R. SOBEY Nova Scotia, Canada	Director	Corporate Director	1979
KARL R. SOBEY <sup>(3)</sup> Nova Scotia, Canada	Director	Corporate Director	2001
PAUL D. SOBEY <sup>(1)</sup> Nova Scotia, Canada	Director	Corporate Director	1993
ROB G.C. SOBEY <sup>(3)(5)</sup> Nova Scotia, Canada	Director	Corporate Director	1998
MARTINE TURCOTTE <sup>(3)</sup> Quebec, Canada	Director	Corporate Director	2012

**Notes:**

- (1) *Audit Committee Member*
- (2) *Audit Committee Chair*
- (3) *Human Resources Committee Member*
- (4) *Human Resources Committee Chair*
- (5) *Corporate Governance & Social Responsibility Committee Member*
- (6) *Corporate Governance & Social Responsibility Committee Chair*
- (7) *Nominating Committee Member*
- (8) *Nominating Committee Chair*

The term of office for each person elected or appointed as a director is until the next annual meeting of shareholders of Empire or until their earlier retirement or resignation.



## Executive Officers Who Are Not Directors

(as of May 4, 2024)

Name and Province of Residence	Occupation
SIMON GAGNÉ Ontario, Canada	Executive Vice President & Chief Human Resources Officer
JULIA KNOX Ontario, Canada	Executive Vice President and Chief Technology and Analytics Officer
DOUG NATHANSON Ontario, Canada	Executive Vice President, Chief Development Officer, General Counsel & Corporate Secretary
MATT REINDEL Ontario, Canada	Executive Vice President & Chief Financial Officer
SANDRA SANDERSON Ontario, Canada	Chief Marketing Officer
VIVEK SOOD Nova Scotia, Canada	Executive Vice President, Related Businesses
PIERRE ST-LAURENT Quebec, Canada	Executive Vice President & Chief Operating Officer

---

During the past five years, each of the above-mentioned directors and officers has been engaged in the principal occupation or held the position with the company or firm indicated opposite their name other than:

- Michelle Banik, who prior to March 2021 was Chief People Officer and Senior Vice President (Global Head of Human Resources) at OMERS from 2015 until December 2019;
- Cynthia Devine, who prior to April 2024 was President and CEO of Maple Leaf Sports and Entertainment and Chief Financial Officer of Maple Leaf Sports & Entertainment from 2017 to 2022;
- Sharon Driscoll, who prior to September 2023 held executive positions at RB Global Inc. including Chief Financial Officer, Co-Chief Executive Officer and Advisor to the Chief Executive Officer from 2015 to 2023;
- Julia Knox, who prior to July 2023 was Senior Vice President Merchandising Services and Retail Enablement, Sobeys and prior to August 2021 was Senior Vice President eCommerce and Chief Merchandising Softgoods and Hardgoods, Giant Tiger;
- Doug Nathanson, who prior to December 1, 2022 was Senior Vice President, General Counsel & Corporate Secretary, Empire Company Limited;
- Martine Reardon, who the past three years was Chief Marketing Officer and Executive Vice President of Content and Retail Strategy, National Retail Federation (U.S.) and prior to April 2021 was a corporate director;
- Matt Reindel, who prior to October 2021 was Senior Vice President, Finance Business Support, Sobeys Inc. from August 2019 to October 2021; and Chief Financial Officer, Nestlé Nutrition North America from 2012 to 2019;
- Sandra Sanderson, who prior to July 2023 was Senior Vice President, Marketing, Empire Company Limited;
- Martine Turcotte, who prior to January 2020 was Vice Chair, Quebec, BCE Inc. and Bell Canada.

As of May 4, 2024, the number of Class B common shares of Empire beneficially owned, directly or indirectly, or over which control or direction is exercised by the directors and executive officers of Empire as a group is 22,955,622 or approximately 23.4% of those issued and outstanding. No executive officer who is not a director owns Class B common shares.

## Other Proceedings

No director or executive officer is, as at the date of this AIF, or was within 10 years before the date of this AIF, a director, chief executive officer or chief financial officer of any company (including a personal holding company) that:

- a) was subject to an order (as defined in Form 51-102 F2 of National Instrument 51-102 – *Continuous Disclosure Obligations*) that was issued while the director or executive officer was acting in the capacity as director, chief executive officer or chief financial officer; or
- b) was subject to an order (as defined in Form 51-102 F2 of National Instrument 51-102 – *Continuous Disclosure Obligations*) that was issued after the director or executive officer ceased to be a director, chief executive officer or chief financial officer and which resulted from an event that occurred while that person was acting in the capacity as director, chief executive officer or chief financial officer.

No director, executive officer or shareholder holding a sufficient number of securities of Empire to affect materially the control of Empire, or a personal holding company thereof,

- a) is, as at the date of this AIF, or was within 10 years before the date of this AIF, a director or executive officer of any company (including a personal holding company) that, while that person was acting in that capacity, or within a year of that person ceasing to act in that capacity, became bankrupt, made a proposal under any legislation relating to bankruptcy or insolvency or was subject to or instituted any proceedings, arrangement or compromise with creditors or had a receiver, receiver manager or trustee appointed to hold its assets;
- b) has, as at the date of this AIF, or within 10 years before the date of this AIF, become bankrupt, made a proposal under any legislation relating to bankruptcy or insolvency or been subject to or instituted any proceedings, arrangement or compromise with creditors, or had a receiver, receiver manager or trustee appointed to hold the assets of the trustee, executive officer or shareholder; or
- c) has been subject to:
  - (i) any penalties or sanctions imposed by a court relating to securities legislation or by a securities regulatory authority or has entered into a settlement agreement with a securities regulatory authority; or
  - (ii) any other penalties or sanctions imposed by a court or regulatory body that would be likely to be considered important to a reasonable investor making an investment decision.

## Conflict of Interest

Against the backdrop of the Code of Business Conduct and Ethics, the Company's Board of Directors deals with existing or potential conflicts of interest on a case-by-case basis to ensure the avoidance of any possibility of the perception or the reality of conflict of interest.

## TRANSFER AGENT AND REGISTRAR

The transfer agent and registrar is TSX Trust Company with office location in Toronto, Ontario, and can be contacted by phone at 1-800-387-0825 or by e-mail at [shareholderinquiries@tmx.com](mailto:shareholderinquiries@tmx.com).

# AUDIT COMMITTEE INFORMATION

## Audit Committee Mandate

The Audit Committee Mandate as approved by the Company's Board of Directors is included as Appendix B.

## Audit Committee Composition

The members of the Audit Committee at May 4, 2024, and their relevant education and experience are:

1. Sharon Driscoll (Chair)
  - Honours Bachelor of Commerce degree, Queen's University.
  - Member of the Institutes of Chartered Professional Accountants of Ontario and British Columbia.
  - Retired from her position as Executive Vice-President and Special Advisor to the CEO, RB Global Inc. (previously Ritchie Bros. Auctioneers Inc.) in September 2023.
  - Director of Sobeys, Imperial Oil Limited, and Gildan Activewear Inc. (until May 2024).
  - Previous business experience including her role as Chief Financial Officer of Ritchie Bros. Auctioneers Inc. from July 2015 to June 2022 and in addition to that role she was Co-CEO of Ritchie Bros Auctioneers Inc. from October 1, 2019 to January 6, 2020. Prior to that other senior executive positions including Chief Financial Officer at Katz Group Canada Limited, Chief Financial Officer at Sears Canada Inc. and executive finance leadership roles at Loblaw Companies Limited.
2. William Linton
  - Bachelor of Commerce degree, Saint Mary's University.
  - Fellow of the Institute of Chartered Professional Accountants of Ontario.
  - Director of Sobeys, TMX Group Limited and Deveron Corp.
  - Chair of TSX Trust Company.
  - Previous business experience including Executive Vice President, Finance & Chief Financial Officer, Rogers Communications Inc. 2005 to 2012, President & Chief Executive Officer of Call-Net Enterprises Inc. 2000 to 2005, Chair & Chief Executive Officer of Prior Data Sciences Inc. 1998 to 2000 and Executive Vice President and Chief Financial Officer of SHL Systemhouse Inc. 1994 to 1997.
3. Martine Reardon
  - Bachelor of Science degree in Business Management, St. Francis College.
  - Strategic Advisor/Consultant for the National Retail Federation (U.S.).
  - Director of Sobeys.
  - Serves on the advisory board of Collette Travel.
  - Previous business experience including her role the past three years as Chief Marketing Officer and Executive Vice President of Content and Retail Strategy, National Retail Federation (U.S.) and Chief Marketing Officer, Macy's Inc. from 2012 to 2016 and increasingly senior roles at Macy's Inc. between 1994 and 2012 in marketing, sales and media, with significant transformation, business integration and technology-related responsibilities.

4. Paul Sobey

- Bachelor of Commerce degree, Dalhousie University.
- Fellow of the Institute of Chartered Professional Accountants of Nova Scotia.
- Graduate of Harvard University Business School's Advanced Management Program.
- Director of Sobeys.
- Trustee of Crombie REIT (until May 2024).
- Previous business experience including President and Chief Executive Officer of Empire Company Limited from 1998 until his retirement in 2013 after 31 years with the Company and previously served as a director of the Bank of Nova Scotia, the Chairman of Wajax Income Fund (now Wajax Corporation), a director of Emera Inc., and a member of the Board of Governors and Chancellor of Saint Mary's University.

All members of the Audit Committee are considered to be financially literate and independent. The Audit Committee Chair, Sharon Driscoll, as well as Audit Committee members William Linton and Paul Sobey are also considered to be financial experts. They all have experience as Chartered Professional Accountants and Ms. Driscoll and Mr. Linton have CFO experience.

### Pre-Approval Policies and Procedures

Reference is made to Appendix B – Empire Audit Committee Mandate, Section “Responsibilities”, for a description of the specific policies and procedures for the engagement of non-audit services.

### External Auditor Service Fees (by Category)

The table below shows the fees charged by PricewaterhouseCoopers LLP for fiscal 2024 and for fiscal 2023 to the Company and its subsidiaries, respectively:

(\$ in actual dollars)	Auditor's Fees for Empire Company Limited and its Subsidiaries	
	Fiscal Year Ended	
	May 4, 2024	May 6, 2023
Audit Fees	\$ 3,566,785	\$ 2,519,110
Audit-Related Fees	422,615	698,125
Tax Fees	191,768	120,915
All Other Fees	94,550	73,315
Total Fees	\$ 4,275,718	\$ 3,411,465

For fiscal 2024, audit fees include fees for the audit of the annual consolidated financial statements, reviews of quarterly interim condensed financial statements and audits of employee benefit plan financial statements. Audit related fees are for services including special purpose audits, French translation and put procedures which occurred in the current year. Tax fees include professional services rendered in preparation of a tax credit claim. Other fees include fees billed for all other services other than those presented in the categories of audit fees, audit-related fees and tax fees, including other advisory services.

The Audit Committee monitors and reviews the independence of the auditor on an ongoing basis. A policy that requires the pre-approval of engagements for services of the external auditor has been implemented and, during the pre-approval process, it is considered whether the nature and extent of these services is compatible with maintaining the independence of the external auditor. It has been concluded that the independence of PricewaterhouseCoopers LLP has not been compromised by the services provided.

## **MATERIAL CONTRACTS**

The Company has not entered into any contract, other than in the ordinary course of business, that is material to the Company and that was either entered into since January 1, 2002, and is still in effect or was entered into within the most recently completed fiscal year.

## **LEGAL PROCEEDINGS AND REGULATORY ACTIONS**

The Company is not, and was not during fiscal 2024, a party or subject to any legal proceedings or group of similar proceedings, nor are any such proceedings known to the Company to be contemplated, where the amount involved, exclusive of interest and costs, exceeds 10% of the current assets of the Company.

There were no penalties or sanctions imposed against the Company by, and no settlement agreements entered into by the Company with, a court relating to securities legislation or a securities regulatory authority during fiscal 2024.

## **INTEREST OF EXPERTS**

The Company's auditor is PricewaterhouseCoopers LLP, which has prepared the Independent Auditor's Report to Shareholders in respect of its audited annual Consolidated Financial Statements. PricewaterhouseCoopers LLP has advised that they are independent with respect to the Company within the meaning of the CPA Code of Professional Conduct.

## **ADDITIONAL INFORMATION**

Additional information with respect to directors' and officers' remuneration and indebtedness, principal holders of Empire's securities, options to purchase securities and interests of insiders in material transactions, where applicable, is contained in Empire's Management Information Circular. Additional financial information is provided in the Company's audited financial statements for its last fiscal year ended May 4, 2024 and the related annual MD&A. A copy of such documents may be obtained by request from the investor relations department of Empire, via the Empire website at: [www.empireco.ca](http://www.empireco.ca). Additional information relating to the Company may be found on SEDAR+ at [www.sedarplus.ca](http://www.sedarplus.ca).

## APPENDIX A

### SOBEYS' GEOGRAPHIC AND BANNER PROFILE

All information is as of May 4, 2024

#### FULL, FRESH & COMMUNITY SERVICE STORES

<i>Geographic Area</i>	<i>Sobeys</i>	<i>Safeway</i>	<i>IGA extra</i>	<i>IGA</i>	<i>Farm Boy</i>	<i>Longo's</i>
Newfoundland and Labrador	13	-	-	-	-	-
Prince Edward Island	5	-	-	-	-	-
Nova Scotia	43	-	-	-	-	-
New Brunswick	20	-	3	4	-	-
Quebec	-	-	135	155	-	-
Ontario	79	5	-	1	48	38
Manitoba	17	18	-	4	-	-
Saskatchewan	9	9	-	2	-	-
Alberta	52	61	-	22	-	-
British Columbia	1	43	-	3	-	-
<b>TOTAL</b>	<b>239</b>	<b>136</b>	<b>138</b>	<b>191</b>	<b>48</b>	<b>38</b>

<i>Geographic Area</i>	<i>Kim Phat</i>	<i>Pete's Frootique &amp; Fine Foods</i>	<i>Thrifty Foods</i>	<i>Foodland</i>	<i>Bonichoix</i>	<i>Les Marchés Tradition</i>
Newfoundland and Labrador	-	-	-	28	-	-
Prince Edward Island	-	-	-	7	-	-
Nova Scotia	-	2	-	32	-	-
New Brunswick	-	-	-	12	-	-
Quebec	4	-	-	-	46	79
Ontario	-	-	-	134	-	-
Manitoba	-	-	-	-	-	-
Saskatchewan	-	-	-	-	-	-
Alberta	-	-	-	-	-	-
British Columbia	-	-	26	-	-	-
<b>TOTAL</b>	<b>4</b>	<b>2</b>	<b>26</b>	<b>213</b>	<b>46</b>	<b>79</b>

## APPENDIX A – continued

### DISCOUNT, DRUG, CONVENIENCE & LIQUOR STORES

<i>Geographic Area</i>	<i>FreshCo/ Chalo! FreshCo</i>	<i>Lawtons</i>	<i>Rachelle-Béry</i>	<i>Needs</i>	<i>Boni-Soir</i>
Newfoundland and Labrador	-	18	-	16	-
Prince Edward Island	-	5	-	9	-
Nova Scotia	-	41	-	46	-
New Brunswick	-	12	-	8	-
Quebec	-	-	10	-	282
Ontario	100	-	-	-	-
Manitoba	6	-	-	-	-
Saskatchewan	5	-	-	-	-
Alberta	19	-	-	-	-
British Columbia	16	-	-	-	-
<b>TOTAL</b>	<b>146</b>	<b>76</b>	<b>10</b>	<b>79</b>	<b>282</b>

<i>Geographic Area</i>	<i>Voisin</i>	<i>Cash &amp; Carry</i>	<i>Retail Fuel Sites<sup>(1)</sup></i>	<i>Retail Liquor Sites</i>
Newfoundland and Labrador	-	1	8	-
Prince Edward Island	-	-	9	-
Nova Scotia	-	3	58	-
New Brunswick	-	1	52	-
Quebec	79	-	241	-
Ontario	-	-	-	-
Manitoba	-	1	-	-
Saskatchewan	-	-	-	17
Alberta	-	-	-	78
British Columbia	-	-	-	8
<b>TOTAL</b>	<b>79</b>	<b>6</b>	<b>368</b>	<b>103</b>

(1) This number does not include 38 Safeway co-located fuel sites or 17 co-branded convenience fuel locations which were sold in the first quarter of fiscal 2024.



## APPENDIX A – continued

### DISTRIBUTION CENTRES

<i><b>Geographic Area</b></i>	<i><b>Distribution Centres</b></i>
Newfoundland and Labrador	3
Prince Edward Island	-
Nova Scotia	5
New Brunswick	1
Quebec	5
Ontario	7
Manitoba	2
Saskatchewan	-
Alberta	4
British Columbia	2
<b>TOTAL</b>	<b>29</b>

### E-COMMERCE

<i><b>Geographic Area</b></i>	<i><b>Central Fulfilment Grocery Delivery</b></i>		<i><b>Legacy Grocery Delivery</b></i>		<i><b>Voilà Curbside Pickup</b></i>	
	<i><b>Voilà CFC</b></i>	<i><b>Voilà Spoke Location</b></i>	<i><b>IGA.net</b></i>	<i><b>Thrifty Foods</b></i>	<i><b>Sobeys</b></i>	<i><b>Safeway</b></i>
Newfoundland and Labrador	-	-	-	-	7	-
Prince Edward Island	-	-	-	-	3	-
Nova Scotia	-	-	-	-	23	-
New Brunswick	-	-	7	-	6	-
Quebec	1	1	78	-	-	-
Ontario	1	2	-	-	-	2
Manitoba	-	-	-	-	3	7
Saskatchewan	-	-	-	-	-	3
Alberta	1	1	-	-	-	16
British Columbia	-	-	-	20	-	28
<b>TOTAL</b>	<b>3</b>	<b>4</b>	<b>85</b>	<b>20</b>	<b>42</b>	<b>56</b>

### CORPORATE AND FRANCHISED STORES – BY GEOGRAPHIC AREA

<i><b>Geographic Area</b></i>	<i><b>Corporate Stores</b></i>		<i><b>Franchised Stores</b></i>	
	<i><b>Number</b></i>	<i><b>Square Footage</b></i>	<i><b>Number</b></i>	<i><b>Square Footage</b></i>
Atlantic	322	4,820,071	127	825,608
Quebec	187	1,147,536	851	11,993,145
Ontario	138	4,555,720	267	7,027,966
West	286	8,105,459	131	4,475,859
<b>TOTAL</b>	<b>933</b>	<b>18,628,786</b>	<b>1,376</b>	<b>24,322,578</b>

## APPENDIX A – continued

### CORPORATE AND FRANCHISED STORES – BY BANNER

	<i>Sobeys</i>	<i>Safeway</i>	<i>IGA extra</i>	<i>IGA</i>	<i>Farm Boy</i>	<i>Longo's</i>
Corporate	149	135	12	15	48	38
Franchise	90	1	126	176	-	-
<b>TOTAL</b>	<b>239</b>	<b>136</b>	<b>138</b>	<b>191</b>	<b>48</b>	<b>38</b>

	<i>Kim Phat</i>	<i>Pete's Frootique &amp; Fine Foods</i>	<i>Thrifty Foods</i>	<i>Foodland</i>	<i>Bonichoix</i>	<i>Les Marchés Tradition</i>
Corporate	4	2	26	3	-	-
Franchise	-	-	-	210	46	79
<b>TOTAL</b>	<b>4</b>	<b>2</b>	<b>26</b>	<b>213</b>	<b>46</b>	<b>79</b>

	<i>FreshCo/Chalo! FreshCo</i>	<i>Lawtons</i>	<i>Rachelle-Béry</i>	<i>Needs</i>	<i>Boni-Soir</i>
Corporate	5	73	8	79	-
Franchise	141	3	2	-	282
<b>TOTAL</b>	<b>146</b>	<b>76</b>	<b>10</b>	<b>79</b>	<b>282</b>

	<i>Voisin</i>	<i>Cash &amp; Carry</i>	<i>Retail Fuel Sites<sup>(1)</sup></i>	<i>Retail Liquor Sites</i>
Corporate	-	6	227	103
Franchise	79	-	141	-
<b>TOTAL</b>	<b>79</b>	<b>6</b>	<b>368</b>	<b>103</b>

(1) This number does not include 38 Safeway co-located fuel sites or 17 co-branded convenience fuel locations which were sold in the first quarter of fiscal 2024.

# APPENDIX B

## AUDIT COMMITTEE MANDATE

The Audit Committee (the “Committee”) is responsible to the Board of Directors (the “Board”) for oversight of the policies and practices relating to integrity of financial and regulatory reporting as well as internal controls to achieve the objectives of safeguarding of corporate assets, reliability of information and compliance with policies and laws. The Committee is also responsible for oversight of the enterprise risk management framework and process.

The Committee charges management with developing and implementing procedures to:

- Ensure internal controls are appropriately designed, implemented and monitored including reviewing and discussing any significant deficiencies in the design or operation of internal controls and any fraud, whether or not material, that involves management or other employees who have a significant role in the Company’s internal controls over financial reporting.
- Ensure financial reporting and disclosure of required information is complete, accurate and timely as required by applicable legislation and regulation.

### **COMPOSITION**

The Committee shall be composed of three or more independent directors, appointed by the Board on the recommendation of the Corporate Governance & Social Responsibility Committee, in accordance with the independence standards established by the Board, and all applicable corporate and securities laws, rules and regulations.

All members of the Committee shall be financially literate as defined by applicable legislation. Financially literate shall mean the ability to read and understand a set of financial statements that present a breadth and level of complexity of accounting issues that are generally comparable to the breadth and complexity of the issues that can reasonably be expected to be raised by the Company’s financial statements.

A member of the Board who is not financially literate may be appointed to the Committee provided that the member becomes financially literate within three months following their appointment, subject to the Company’s Board determining that this appointment will not materially adversely affect the ability of the Committee to act independently and to satisfy the other requirements of this mandate.

If a Committee member ceases to be independent for reasons outside the member’s reasonable control, the member shall tender their resignation to the Chair of the Corporate Governance & Social Responsibility Committee, within three months of the occurrence of the event which caused the member to not be independent.

The members of the Committee are appointed or reappointed annually by the Board, with such appointments to take effect immediately following the Annual General Meeting of Shareholders of the Company. Each member of the Committee shall continue to be a member thereof until their successor is appointed, unless they resign or are removed by the Board, or cease to be a director of the Company. The Board, upon recommendation of the Corporate Governance & Social Responsibility Committee, may fill vacancies of members of the Committee for the remainder of the current term of appointment.

The Board shall appoint a Chair from among the members of the Committee to preside at its meetings. The Chair must be independent. If the Chair of the Committee loses their independent status, that person shall cease to be Chair immediately and be replaced as Chair by an existing member of the Committee with the Corporate Governance & Social Responsibility Committee being asked to replace this member within three months. In the absence of the Chair, one of the other members of the Committee present shall be chosen by the Committee to preside at the meeting.

## **AUTHORITY**

The Committee has the authority to:

- Conduct or authorize an investigation into any matters within the scope of its mandate or responsibility;
- At the Company's expense, as determined by the Committee, engage independent legal, accounting or financial advisors and such other advisors as it deems necessary to advise the Committee or assist in carrying out its duties or to assist in the conduct of an investigation;
- Communicate and meet without management involvement, the internal auditors, external auditor or outside counsel as necessary; and
- Call a meeting of the Board to consider any matter of concern to the Committee. The Committee shall have direct access to all books, records, facilities and personnel of the Company including to the external and/or internal auditor as it determines this to be advisable. All employees are to cooperate as required by Committee members in matters related to Committee business.

## **MEETINGS**

The Committee shall meet quarterly or more frequently as circumstances dictate.

Meetings of the Committee may be called by:

- The Chair;
- Any member of the Committee;
- Management; or
- The external auditor.

The time and place of meetings of the Committee and the procedure at such meetings shall be determined from time to time by the members thereof provided that:

1. a quorum shall be a majority of the members, present in person or by telephone or other telecommunication device that permits all persons participating in the meeting to speak and hear each other; and
2. notice of the time and place of every meeting shall be given in writing, electronic or other facsimile communication to each member of the Committee at least 24 hours prior to the time fixed for such meeting, provided, however, that a member may in any manner waive a notice of a meeting. Attendance of a member at a meeting is a waiver of notice of that meeting, except where a member attends a meeting for the express purpose of objecting to the transaction of any business on the grounds that the meeting is not lawfully called.

The external auditor shall be invited to attend and be heard at every regular quarterly Committee meeting and have the opportunity to discuss matters with the Committee without the presence of management at such meetings. The Committee will meet in camera with the external auditor at each regular quarterly Committee meeting. The external auditor may also be invited to attend and be heard at other Committee meetings.

There shall be an in-camera session at each quarterly scheduled Committee meeting without management, with in-camera sessions at other Committee meetings as required by any member of the Committee. The Committee shall appoint a Secretary who need not be a director. The minutes of the Committee shall be recorded and maintained by the Secretary.

All Committee members are expected to attend each meeting. The Chair of the Committee shall report the business of the meeting at the next regularly scheduled Board meeting.

## **RESPONSIBILITIES**

### **Administration:**

1. The Committee annually reviews its mandate and recommends any changes to the Corporate Governance & Social Responsibility Committee.
2. The Committee annually completes a self-assessment survey and reviews the Committee's financial literacy and independence.

### **External Auditor:**

3. As required by the Board, the external auditor reports directly to the Committee.
4. The Committee must recommend to the Board;
  - a) the external auditor to be nominated for purposes of preparing or issuing an auditor's report or performing other audit, review or attest services for Empire; and
  - b) the compensation of the external auditor.
5. The Committee is directly responsible for overseeing the work of the external auditor engaged for the purpose of preparing or issuing the Auditor's Report or performing other audit, review or attest services for Empire, including establishing and monitoring audit quality indicators, the resolution of disagreements between management and the external auditor regarding financial reporting.
6. The Committee must pre-approve all non-audit services to be provided to Empire or its subsidiary entities by Empire's external auditor. The Committee has established a policy for certain pre-approvals and has delegated to the Chair of the Committee the authority to pre-approve the non-audit services, with such pre-approval presented to the Committee at the next scheduled Committee meeting following such pre-approval.

Without limiting the foregoing, de minimis non-audit services may be performed by Empire's external auditor without prior approval of the Committee if:

- a) the aggregate amount of all these non-audit services that were not pre-approved is reasonably expected to constitute no more than \$100,000 of the total audit fees paid by Empire and its subsidiaries to Empire's external auditor during the fiscal year in which the services are provided;
- b) Empire or subsidiaries of Empire, as the case may be, did not recognize the services as non-audit services at the time of the engagement; and
- c) the services are promptly brought to the attention of the Committee of Empire and approved, prior to the completion of the audit, by the Committee or by the Chair of the Committee, who has been granted authority to pre-approve non-audit engagements.

The Committee has instructed management that, to obtain pre-approval, management must detail the work to be performed by the external auditor and obtain the assurance from the external auditor that the proposed work does not impair their independence.

7. The Committee reviews with the external auditor and management all major accounting policies and practices adopted, any proposed changes in major accounting policies, the presentation and impact of significant risks and uncertainties and key estimates and judgments of management that may be material to financial reporting. The Committee shall also review any significant changes to International Financial Reporting Standards (IFRS) or its application.
8. The Committee must review and approve Empire's hiring policies regarding partners, employees and former partners and employees of the present and former external auditor of Empire.
9. The Committee ensures through enquiry that the external auditor is registered with the Canadian Public Accountability Board (CPAB) and that the lead partner and other partners fulfil the rotation requirements. The Committee also reviews that the relationship with the external auditor and Empire management is independent with consideration to the requirements set out by the Canadian Securities Administrators and CPA Canada.
10. The Committee receives from the external auditor an outline of the annual audit scope, plan, resources, reliance on management and progress reports against that plan.
11. The Committee reviews the Auditor Report with the external auditor:
  - a) significant findings during the year and management's response thereto;
  - b) any difficulties encountered in the course of their audits, including any restrictions to the scope of their work or access to required information; and
  - c) any changes required to the planned scope of their audit or quarterly reviews.

**Risk Management:**

12. The Committee annually reviews the adequacy and quality of the insurance coverage maintained by the Company.
13. The Committee periodically reviews the Enterprise Risk Management framework for the Company and assesses the adequacy and completeness of the process for identifying and assessing the key risks facing the Company.
14. The Committee ensures that primary oversight responsibility for each of the key risks identified in the Enterprise Risk Management framework is assigned to the Board or one of its committees.
15. The Committee reviews the governance of significant business process change and information technology projects.
16. The Committee reviews the Company's privacy and data security risk exposure and measures taken to protect the security and integrity of its management information systems and customer data.
17. The Committee reviews the work plan and progress on implementation of major information technology system changes and receives updates on the information system infrastructure.
18. The Committee periodically reviews Environmental Compliance and Litigation reports from management.
19. The Committee periodically reviews the Company's major financial risk exposures (including foreign exchange and interest rate) and management's initiatives to control such exposures, including the use of financial derivatives and hedging activities.
20. The Committee reviews the status of compliance with laws and regulations and the scope and status of systems designed to ensure compliance therewith, and receives reports from management, legal counsel and other third parties as determined by the Committee on such matters, as well as major legislative and regulatory developments which could impact the Company's contingent liabilities and risks.

### **Financial Management and Reporting:**

21. The Committee reviews and recommends to the Board approval of Empire's interim and annual financial statements, Management's Discussion and Analysis, and quarterly financial and material news releases prior to public disclosure of this information.
22. The Committee reviews and recommends to the Board approval of the Empire dividends.
23. The Committee reviews and recommends to the Board approval of share buy backs and normal course issuer bids.
24. The Committee reviews the disclosures that are financial in nature contained in the Annual Report and Annual Information Form.
25. The Committee reviews the applicable metrics and information contained in the Company's Sustainable Business Report in order to provide proper measurement and disclosure oversight.
26. The Committee ensures that adequate disclosure procedures are in place for the review of Empire's public disclosure of financial information extracted or derived from Empire's financial statements, and must periodically assess the adequacy of those disclosure procedures.
27. The Committee reviews the disclosure controls and procedures and internal controls on financial reporting, including any significant deficiencies or material non-compliance with such controls and procedures.
28. The Committee reviews the Corporate Disclosure Policy and the Disclosure Committee Mandate.
29. The Committee reviews all findings of regulatory agency examinations concerning financial matters of the Company and will make recommendations to the Board to address these matters.
30. The Committee establishes procedures for:
  - a) the receipt, retention and treatment of complaints received by Empire regarding accounting, internal accounting controls, or auditing matters; and
  - b) the confidential, anonymous submission by employees of Empire of concerns regarding questionable accounting or auditing matters.
31. The Committee reviews the status and adequacy of the Company's efforts to ensure its businesses are conducted and its facilities are operated in an ethical, legally compliant and socially responsible way, and recommends to the Board, for approval, policy changes and program initiatives considered advisable.

### **Internal Audit:**

32. The Committee annually reviews and approves the Internal Audit Charter and Annual Plan.
33. The Committee receives quarterly reports from, and meets in camera with, the Vice President, Internal Audit.
34. The Committee receives quarterly reports from the Vice President, Internal Audit on Ethics Line reporting matters administered by Internal Audit.
35. The Committee ensures that the Internal Audit function is independent of management and has sufficient resources to carry out its mandate.
36. The Committee approves the appointment, replacement or termination of the Vice President, Internal Audit.